

)				(
			3	—
"	"	"	"	"
1,571,514,753	10	2019	12	31
0			0.5	

..... 4

..... 8

..... 13

..... 34

..... 49

..... 57

..... 57

..... 57

..... 58

..... 59

..... 68

..... 73

..... 78

			000797
		CHINA WUYI CO., LTD.	
		CHINA WUYI	

152

	752,355,651.37	981,092,099.77	1,124,799,303.71	2,367,285,928.37
	45,919,598.54	39,422,163.14	95,341,832.00	178,463,672.16
	43,528,675.57	40,387,215.32	94,888,124.86	165,090,659.85
	-820,169,183.48	204,812,833.50	-373,442,136.36	-458,576,372.28

			2019	
	21	288		
			8	—
			COLOHO	
"	"	22000	2019	COLOHO
	10000			
			7	—
				PPP
	2019	45	121	
				2017 7

	2020/12/9			
	2021/6/30			
	2021/6/30			
	2021/6/30			
	2021/6/30			
	2021/6/30			
	2021/6/30			
	2021/6/30			

ISO 9001	GB/T 19001-2016/ISO 9001: 2015		ISO 9001 1998

1

	506.85%
	204.22% 1372
	37.23%

	140.52%	658
	115.44%	1700
	36.20%	3000

2

--	--	--	--	--	--	--	--	--

1,251,062,
903.88

| |

	"	10			
"			"	"	"
	COLOHO		46		3600

2019

" "

2019

" " " "

" "

" "

9.9%	5	2019	13.22
			2018 9.5%
	17.16		15.97
6.5%		10.3%	0.1%
	16.5%		15.1%

		52.26	7.35 %
6.11	4.21%		3.59
17.69%			
1.			
2019		27.16	14.76%
24	113.17%	27.6	32.67%
32.84%			

			67,516.00
		3	54,586.00
		2	57,137.00
		1	49,345.00
		2	20,271.00

5

3 ---




				%09 01							0	.05
				89.00%	2003 01 01	100.00%	449455	631179	44606.1	707600	354,000.36	338,129.94
				29.75%	2015 09 01	100.00%	18587	48122		64657	49,720	44,785
				100.00%	2016 07 01	100.00%	12818.17	57619.79	81129.42	81129.42	57,070.86	50,289.51
	A			100.00%	2010 03 08	100.00%	46517	97685.7	8222.67	101304.59	31,707	38,404.56
	B			85.00%	2017 05 01	100.00%	21418.2	44917.97	0	55028.68	16,000	24,587.07

68

100.00

					%01 01		%9						
					100.00	2014							
					%	01 01							

				100.00%	360810	348351	175737. 43	36539.5 5	25,405. 16	180783. 5	79352.4 2	49,847. 07
				100.00%	248442. 6	246280. 92	199052. 28	41678.4 9	30,670	144151. 09	72039.4 4	45,020



2,074,807,104.
64

5

		2019		2018			
		1,837,967,780.	45.31%				
		35					

3		145,872,740.35	2.79%
4			

4

2.0

	2019	2018	
	39	19	105.26%
	0.87%	0.50%	0.37%
	6,575,648.12	4,679,562.72	40.52%
	0.13%	0.10%	0.03%
	6,575,648.12	4,679,562.72	40.52%
	100.00%	100.00%	

2019

2018

10

5

	2019	2018	
	5,851,468,997.18	4,842,308,465.75	20.84%
	7,298,843,855.80	5,926,985,151.59	23.15%
	-1,447,374,858.62	-1,084,676,685.84	35.02%
ÅJU#k Ø)àH #q * ?AU	15,609,570.69	9,675,151.95	61.34%


	3,842,187,115.35	2,697,474,738.01	42.44%
	2,296,990,560.48	-593,591,596.06	486.96%
	556,919,849.27	-2,105,073,643.27	126.46%

33.44%

	7,144,535.38	1.17%		
--	--------------	-------	--	--

1

2019





60,754, 479,543
143.48

	002217		177,210.00			6,687.10		177,210.00	16,980.00	-520.23	166,500.00		
	601077		14,720.00					14,720.00	17,060.00	2,185.15			
	601916		19,760.00			-640.00		19,760.00			19,120.00		

128018

10%



2019	78,575,737.65	359,147,265.84	21.88%			78,575,737.65	21.79%
2018	78,603,038.94	305,155,432.27	25.76%				

1



"

"

2017 3 22 — 24 —
23 — 37 —
2019 1 1
2019 5 9 2019 5 16 <
7 - > <
12 - >

	2 1

2019 ()

50

2019 ()2018 130

2018

50

2.4

()			()	()
-----	--	--	-----	-----

190 203

2018 9 3

2017

2017

2018 9 3

10

3.68 /

86

www.cni nfo. com. cn

2018-122 126 133

2019 12 2

2017

2017

www. cni nfo. com. cn

2017

2019-177 178 180

2019 12 23 , 2017

364. 3663

0. 232%

6

42. 2156


0. 028%

www. cni nfo. com. cn

2017

2019-187

1



													04
					5.36	5.36	0.00%	5.36					

EPC 57,306 57,306 22.99% 57,306
 .44 .44 .44

					13,590.27	13,590.27	42.58%	13,590.27				2019-04-20	2019-05-184
					775.54	775.54	2.43%	775.54					

22.64 22.64 1.05% 22.64

2

1

	2019 05 06	20,000	2019 04 29	20,000		2		
	2019 04 02	30,000	2019 05 17	30,000		1		
A1		50,000		A2		50,000		
A3		50,000		A4		50,000		
	2017 01 13	6,800	2014 12 23	0		3		
	2017 01 13	15,000	2016 10 19	0		3		
	2017 01 13	12,000	2017 09 04	7,898		3		
	2017 10 10	5,300	2017 12 25	3,100		3		
	2018 12 13	65,000	2018 12 29	57,370		2		
	2019 04 27	20,000	2019 04 25	0		3		
	2019 04 20	50,000	2019 04 18	31,300		2		
	2019 04 20	27,500	2019 08 16	9,350		3		
	2019 04 20	30,000	2019 11 07	30,000		2		
()	2019 04 11	3,000	2019 04 10	857.9		3		
()	2019 04 20	5,000	2019 08 09	594.5		2		
()	2019 04 20	3,000	2019 08 26	159.7		1		
()	2019 04 20	10,000	2019 10 18	87		1		

() 2019 04 2,000 2019 11 15 0
 20

2

4

1

2019

"

"

"

"

2019

2019

2

1

"

"

"

"

2

2019

100

20

50

20

11.4

3

			/
		---	---
1.			219.4
		---	---
1.		---	---
2.		---	---
3.		---	---
4.		---	---
5.		---	---
6.		---	---
7.		---	---
8.		---	---
8.2			101.4
8.3			118
9.		---	---
		---	---
2019	500	2019 500	2019 157 6

4

1

C12

2

3

BIM

4

1



42.2156

0

1 2018 12 11

34

12

~~xBsãXrOAGb29qZ€W6ÑAÑOE%õBõX~~

4

fEYdtE0fDB1YBCG@2 DC p, @

57.2027

4.584396 / 2018 12 28

2018

2 2018

2019 6 25 2018

3 2019 6 3

42

16

2017

2

31.2014

#



1 2019 3 ~~9~~

		2018				
	2019		1, 571, 514, 753	2017	2018	
					2017	
0. 1922		0. 1589		0. 1921	0. 1589	
	4. 13	3. 45	2018	0. 2051	0. 1518	
		0. 2042	0. 1518	4. 29	3. 58	

2

	0	90, 332	0	90, 332		2020 12 13
	195, 009	39, 002	58, 502	175, 509		2022 12 31
	195, 009	39, 002	58, 502	175, 509		

1

2

1 2019 3 19

4

57.2027

1,310,050,649

2019 7 18

2018

10 2

1,310,050,649

1,572,060,778

3

						8	
		5%	10				

10

10

2



4 10%

	/			
		2009 12 01	100	

5

				53	2018 09	02	2020 06 13	0	100,370		20,074	120,444
				54	2017 13	06	2020 06	195,009			39,002	234,011
				54	2017	06						

		2019 03 11	
--	--	------------	--

1

1

1966 5

2

1966 2

3

1960 12

4

1963 9

5

1960 9

6

1974 5

7

1964 1

()

8

1966 3

9

1968

2

1972 12

3

1975 11

4

1984 4

5

1986 3

3

1

1961 10

2

1967 7

3

1965 10

()

4

1965 8

9

1976

4.2 /

--	--	--	--	--	--	--



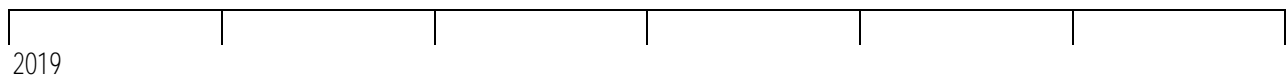
2

3

4

1

2019		53.22%	2019 01 31	2019 02 01	2019-020
2019		53.24%	2019 03 27	2019 03 28	2019-039



1

2

	2020 04 23
	2020-065

2015	15	112301	2015 12 07	2022 12 07	49,000	5.58%	
2019	19 R1	114495	2019 06 05	2022 06 05	40,000	6.00%	
		15	5 5			19 R1	2
		15	"15 "	5.58%	2015 10	"15 "	1,000
			55.800000			QF11 RQF11	
			44.640000				
			55.800000	2019 12 9			
		19 R1					

			268				18505077479
--	--	--	-----	--	--	--	-------------

			599	1	968

	15	2015	12	9				3.79
					1	19	R1	
					39,863.76	,	116	
								20.24

2019 6 18

2019

2015

AA

2015

2019

2019 1 15

10 00-11 00

460,000

9.3878%

619,170

12.6361%

2015

2019

2019 7 11

10 00-11 00

	83,987.33	84,311.71	-0.38%
	155.10%	206.79%	-51.69%
	70.71%	63.09%	7.62%
	41.42%	49.82%	-8.40%
EBI TDA	5.86%	8.46%	-2.60%
	1.32	2.04	-35.29%
	-1.91	-139.32	-98.63%
EBI TDA	1.69	2.7	-37.41%
	100.00%	100.00%	0.00%
	100.00%	100.00%	0.00%

30%

51.69%

31.46

35.29%

3.63

EBI TDA

37.41%

243

96

2018 12 11

34

4

57.2027

2015				
2019-011				
2019 7 3				
		2018 12 31		56.22
	52.16	2019 6		65.13
	12.97			23.07%
2015				
2019-116				
2019 6 3		42		
			2	
	31.2014			
2015				
2019-123				
2019 9 16		48		
			2	
	23.4011			
2015				
2019-167				

	2020 04 21
	2020 D-152

2019 12 31

2019

2019 12 31

2019

"

"

1

2019 12 31

7,896.44

1

2

3

4

1

2

3

4

5

6

1

	2019 12 31	2018 12 31
	2,660,542,951.65	2,048,444,192.72

	1,266,108,000.00
	30,000,000.00
	1,459,094,311.04
	1,669,603,979.55
	135,707,615.60
	679,301,733.91
	776,677,290.77

	2019 12 31	2018 12 31
	941,637,717.85	792,337,794.77
	13,172,451.20	
		8,839,755.00
	1,228,091,408.68	812,223,892.23
	607,891,325.68	241,705,996.32
	5,702,407,567.17	5,845,566,850.30

	2,481,864,406.28	1,178,488,000.00
	306,409,076.53	310,571,994.46
	632,069,817.15	759,542,493.68
	115,212,725.18	87,366,192.19
	183,363,653.19	142,022,377.33
	1,948,920,630.67	1,420,596,474.23
		1,718,213.11
	605,000.00	1,136,666.66
	556,887,111.50	891,063,873.69
	6,224,727,420.50	4,789,651,405.58

3

	2019	2018
	5.225.532.983.22	4.867.554.313.61
	5.225.532.983.22	4.867.554.313.61
	4.573.379.315.33	4.182.870.054.39
	4.056.849.617.08	3.685.388.665.64
	133.395.915.98	281.657.410.93
	122.945.664.16	79.837.416.28
	240.954.515.67	222.729.855.49
	19.233.602.44	-86.743.293.95
	54.139.697.85	1.093.252.41
	11.105.114.26	21.817.870.94
	4.560.035.13	8.559.300.00

	2019	2018
	2,105,244,114.34	1,499,329,001.14
	1,844,627,337.21	1,397,617,497.34
	3,157,760.11	4,751,281.05
	134,772.33	215,270.59
	99,036,043.26	75,384,510.71
	-48,731,481.14	-156,595,749.52
	217,163,199.42	153,845,840.03
	256,415,527.75	264,113,846.80
	4,457,900.00	8,559,300.00
	6,406,594.62	26,499,293.69
	4,798,287.62	1,326,055.04
	672,460.30	-384,004.30
-	-9,551,310.54	
-	-305,220.42	-18,734,170.37
-		436,751.65
	208,700,106.53	194,333,361.64
	3,438,469.33	1,151,515.03
	2,188,091.29	2,376,713.76
	209,950,484.57	193,108,162.91
	86,218,597.88	59,425,505.80

5

	2019	2018
	5,166,471,054.50	4,213,157,013.21



2019

	2018														
	1,007,663,640.00		600,000,000.00		2,788,336,090.38	48,566,350.00	33,596,567.46		270,186,197.21		765,367,628.60		5,416,583,773.65	88,313,772.41	5,504,897,546.06

2018

1.

1996

1996 35

1997 6

[1997]343 344

7,700

6,973.50

726.50

7 15

1998 1 16

1998 6

1997

10:3

2000 8

10

3

2006 8 21

[2006]1076

10

2015

11,488

2018 6

2018

250

"

"

2005-2014

"
2006 8

"

2002

2018

" AAA

"

2013 11

" 2012-2013

"

2013

" 2013

"

2013 7

2014 9

2015 1

2014

" 2012-2013

"

" 2013

"

3.

2020 4 21

64

4.

"

"

1

15 ---

2014

2

12

22 ——

6

1.

2.

1

fl

B.

A

B

C

D

3

4

7

1.

1

2

3

4

5

2.

8

9

1.

1

2

3

4

2.

1

"

"

2

3

4

3.

4.

	(/)

1

2

6.

1

12

12

12

12

12

2

- A.
- B.
- C.

- D.
- E.
- F.

3

4

12

5

6

"

"

"

" "

" "

"

11

5	100.00%
---	---------

1
EPC , DBB EPC EPC+F , DBB
EPC+F

2

7 ——

13

14

12

" "

5

999

70

25 35

4.

1

16

17

18

1.

1

2

2.



1

A.

B.

20 ——

2

A.

B.

C.

7 ——

D.

22 ——

8 ——

3

24

1

2

		25-35	4%	3.84-1.37%
		4-10	4%	16.00-9.60%
		5-14	4%	9.60-6.86%
		2-4	4%	405.304Tf0.79167 0 0F

5

25

17 —

26

1.

" "

1 h0Lu+0, Y0i +j0X0hCtHK&CY0WnFF>0gFW0t00tf, 0, HNI 0

2 A0t0EGL0hG6, Ct0p+08\0h, Ct0Qd>\F)0N008\0h0t\F, Y0N0

"

31 "

"

2

1

2

3

4

5

31

32

1

33

34

1

2

1

2

A.

B.

C.

A B

C

3

4

35

36

1

2

3

37

1.

5.

1

41

/

1.

1

2

3

2.

1

2

42

1

2

1

2

43

1.

()

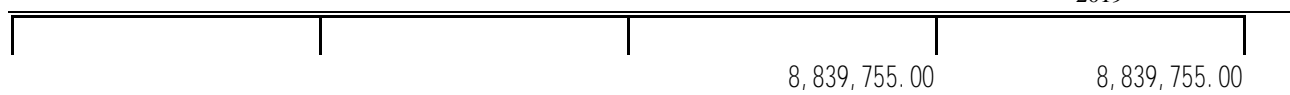
()

2.

3.

4.

2019



2019

" 1,756,192.46 " " 2,980,514.90

2018

	310,571,994.46	310,571,994.46	
	759,542,493.68	759,542,493.68	
	87,366,192.19	87,366,192.19	
	142,022,377.33	142,022,377.33	
	1,420,596,474.23	1,420,596,474.23	
	1,718,213.11	1,718,213.11	
	1,136,666.66	1,136,666.66	
	891,063,873.69	891,063,873.69	

1.

2.

3.

4.

5.

6.

--	--

2

3

1

	4,801,951.46	4,641,903.68
	2,348,824,953.06	1,793,964,312.94
	306,916,047.13	249,837,976.10
	2,660,542,951.65	2,048,444,192.72
	660,406,314.55	510,284,333.64
	296,955,498.59	241,776,588.93

296,955,498.59

2

	26,892,451.20	8,839,755.00
1.	15,720,000.00	
2.	11,172,451.20	8,839,755.00
	26,892,451.20	8,839,755.00

3

--	--

2



--	--	--	--	--	--

5

1

	2,027,360,633.06	114,051,967.81	5.63%
	123,989,305.69		
	2,151,349,938.75	114,051,967.81	--

1	1)	1,672,911,440.30	%
---	-----	------------------	---

3	4	108,040,873.70
4	5	89,066,225.76
5		68,362,987.88
		2,166,629,402.46

7 — —

2

	2,287,196.06				47,508.52	2,334,704.58
	86,889,057.37	27,209,400.51			-46,490.07	114,051,967.81
	89,176,253.43	27,209,400.51	0.00	0.00	1,018.45	116,386,672.39

	899,596,886.29	41.53%	
--	----------------	--------	--

5

6

6

--	--	--	--

7

1

1	620,725,131.00	91.12%	253,113,904.29	82.59%
1 2	25,138,382.52	3.69%		

33,282,617.74

4.89

1	1	53,776,942.61
1	2	7,265,679.15
2	3	14,938,337.01
3		346,837,105.13
3	4	2,929,674.45
4	5	6,600,215.52
5		337,307,215.16
		422,818,063.90

3

	303,250,995.53	3,741,911.97	288,041.85	2,246,723.39	5,090,670.03	309,548,812.29
	303,250,995.53	3,741,911.97	288,041.85	2,246,723.39	5,090,670.03	309,548,812.29

5

--	--	--	--	--	--

	45		69	93		17
	65,734,363.05	3,024,649.56	62,709,713.49	74,171,239.83	4,847,192.83	69,324,047.00
	3,653,123.97		3,653,123.97	39,654.66		39,654.66
	44,912,081.85		44,912,081.85	21,844,155.02		21,844,155.02
	1,389,672,358.91	79,269,620.42	1,310,402,738.49	1,124,414,345.38	50,688,110.00	1,073,726,235.38

	2014 04 01	2021 12 01	1,246,61 0,000.00	409,080, 589.60	350,117, 244.66		240,944, 555.92	299,907, 900.86	28,622,7 66.47	7,891,39 5.56	
C	2015 07 01	2019 12 30	538,341, 906.93	288,994, 196.51	519,098, 234.35	-1,771,2 99.84	228,332, 738.00			18,704,3 44.13	

.	2019 12 01		339,004,645. 19	251,387,177. 48	87,617,467.71	3,915,732.72	15,247,574.96
	--	1,418,510,2 32.93	2,580,907,11 3.14	1,858,609,90 5.62	2,140,807,440. 45	258,646,142.15	245,393,874.89

" " " " "

--	--	--	--	--

2

	2,840,073 .76					

50,688,11
(0.00)

12

--	--	--

/

13

	2,094,679.24	4,854,738.31

15

--	--	--	--	--	--	--	--	--

	12	()	()	
2019 1 1	--	--	--	--

16

1

--	--	--	--	--	--	--	--	--

2

3

17

	()									()	

501,165.
51

	0.00								0.00	23.33
	2,957,53 0.25		3,385,52 2.10	361,833. 90					66,157.9 5	
	1.04								1.04	
	46,488,4 34.41		3,385,52 2.10	9,966,44 8.40						

20

1

--	--	--	--

2

3 — —



4	7,006,127.63	2,567,957.03			9,574,084.66
3.	4,464,368.64	109,770.00	3,255,868.20	2,311,440.60	10,141,447.44
1	4,464,368.64	109,770.00	505,844.98	2,057,090.68	7,137,074.30
2			2,750,023.22	254,349.92	3,004,373.14
4.	537,345,165.02	770,536,854.71	333,874,961.22	85,276,582.20	1,727,033,563.15
1.	51,485,028.15	353,932,526.73	205,186,595.31	50,540,301.62	661,144,451.81
	21,151,828.23	117,740,592.05	49,716,998.38	11,959,585.58	200,569,004.24
1	20,802,270.04	115,199,037.22	49,621,926.54	11,714,204.37	197,337,438.17
2				157,429.62	252,501.46
3	349,558.19	2,541,554.83		87,951.59	

5



		10,346, 117.40	145,766, ,984.62	93,327, 820.16		62,785, 281.86	--	--				--
--	--	-------------------	---------------------	-------------------	--	-------------------	----	----	--	--	--	----

3

--	--	--	--	--	--	--	--	--	--	--	--	--

4

--	--	--	--	--	--	--	--	--	--	--	--	--

26

1

1.	86,485,436.11			10,237,792.04	96,723,228.15
2.	23,783,283.17			1,834,887.25	25,618,170.42
1	2,570,772.17			1,814,498.90	4,385,271.07
2					0.00
3	21,212,511.00				

29

	9,058,046.48	17,141,301.80	7,532,289.09	18,667,059.19
	3,941,322.03	9,724,253.56	4,326,190.00	9,339,385.59
	12,999,368.51	26,865,555.36	11,858,479.09	28,006,444.78

30

/

1

	10,139,928.62	2,743,510.56	7,626,627.21	1,906,788.38
	224,590,633.75	60,118,442.50	336,955,800.53	89,509,216.30

2,127,847.70

2

--	--	--	--	--

33

34

--	--	--

35

	228,570,000.00	30,000,000.00
	736,790.92	
	229,306,790.92	30,000,000.00

36

1

1	1	1,320,349,491.02
		962,632,243.53

2019

1-2	2	105,506,487.55	218,142,601.36
2-3	3	110,179,211.91	155,566,295.33
3		227,317,081.26	122,753,170.82
		1,763,352,271.74	1,459,094,311.04

2

2,262,485,181.07

1,669,603,979.55



41

		2,904,781.01
	1,318,143.68	1,879,810.34
	700,682,716.67	771,892,699.42
	702,000,860.35	776,677,290.77

1

		625,064.61
		1,718,213.11
		561,503.29
		2,904,781.01

--	--	--

2

\	605,000.00	1,136,666.66
	713,143.68	743,143.68
	1,318,143.68	1,879,810.34

1

3

1

	24,541,914.15	38,479,951.85
	257,974,124.04	229,541,274.36
	320,433,484.82	393,789,743.15
	97,733,193.66	110,081,730.06
	700,682,716.67	771,892,699.42

2

1



-	16,858,726.31	
	16,858,726.31	

--	--	--	--	--	--	--	--	--	--	--	--

45

1

	1,188,258,688.74	1,531,052,373.84
	58,002,000.00	150,000,000.00
	171,875,503.68	463,918,574.40
	1,418,136,192.42	2,144,970,948.24

46

1

--	--	--

	400,000, 000.00	2019-6-5	3	398,905, 660.38		398,905, 660.38	24,000,0 00.00	198,971. 56		399,104, 631.93
	--	--	--		488,522, 955.00	398,905, 660.38	51,342,0 00.00	722,174. 36		

	312,014.00	1,571,748,764.00
4. 2019 9		

		9,515,991.31	269,956,698.75	
1		4,383,531.95		2019
11			4,383,531.95	
2	2019 6 25		2018	
			262,010,129.00	
262,010,129.00				
3		3,563,037.80		
4			5,132,459.36	
		5,132,459.36		

56

		50,055,006.38	19,049,877.15	31,005,129.23
		50,055,006.38	19,049,877.15	31,005,129.23

19,049,877.15

1			
1,118,052.00			4,681,089.80
2			630,971.46
3			
13,737,815.89			

57

	1,756,192.46	5,802,289.75			1,450,572.43	4,351,717.32		6,107,909.78

	1,756,192. 46	5,802,28 9.75			1,450,57 2.43	4,351,71 7.32		6,107,9 09.78
	24,946,768 .72	6,859,92 0.09				6,838,39 5.77	21,524.3 2	31,785, 164.49
	-827,203.0 8	2,597,75 5.84				2,597,75 5.84		1,770,5 52.76

- 2)
3)
4)
5)

61

	5,176,638,971.43	4,016,621,265.11	4,827,022,547.30	3,671,506,488.87
	48,894,011.79	40,228,351.97	40,531,766.31	13,882,176.77
	5,225,532,983.22	4,056,849,617.08	4,867,554,313.61	3,685,388,665.64

3 ---

1		539,370,894.30
2		474,742,498.10
3		412,611,334.03
4		332,949,121.74
5		307,123,395.41

62

	8,710,258.93	9,921,338.11
	6,635,763.15	8,102,673.61
	4,123,361.23	2,958,261.43
	3,589,945.58	9,846,041.95
	29,388.33	26,740.00
	2,707,402.14	4,422,853.90
	105,711,553.58	244,994,440.89
	1,888,243.04	1,385,061.04
	133,395,915.98	281,657,410.93

63

	2,546,828.79	716,325.64
	203,607.39	175,000.44
	175,322.77	40,044.92
	10,130,871.32	7,065,948.59
	26,143,615.43	7,265,075.22
	19,696,702.77	5,481,417.16
	39,317,538.16	25,081,605.60
	9,944,139.69	6,236,868.39
	1,690,928.45	1,608,810.89
	13,096,109.39	26,166,319.43
	122,945,664.16	79,837,416.28

	54,139,697.85	1,093,252.41
	11,105,114.26	21,817,870.94
	-27,166,819.32	-81,842,812.21
	2,140,413.20	1,691,340.73
(+ -	6,092.85	9,774,890.16
	1,219,332.12	4,357,905.90
	19,233,602.44	-86,743,293.95

67

2017	465,100.00	
	3,977,800.00	8,559,300.00
2017	15,000.00	
	40,126.54	

	672,460.30	-384,004.30
--	------------	-------------

71

	-3,453,870.13	

	4,442,943.50	320,578.01
--	--------------	------------

184

	209,295,576.27	177,695,282.28
--	----------------	----------------

	2,140,413.20	26,098,287.34
	5,940,274.96	2,909,285.13
	697,651,577.62	146,700,969.12
	855,613,113.02	279,632,605.18

3

--	--	--

4

--	--	--

	--
	--
	--

4

	2,363,587,453.06	1,806,667,603.79
	4,801,951.46	4,641,903.68
	2,348,824,953.06	1,793,964,312.94
	9,960,548.54	8,061,387.17

2019

	144,194,890.85	0.2183	31,477,744.67
	6,275,053,111.96	0.0019	11,922,600.91

2019

	268,169,014.07	0.8958	240,225,802.72

2

83

84

1


2017	465,100.00		
------	------------	--	--

2

85

1

1



	5,032,851.55	5,032,851.55
	49,587,180.36	49,587,180.36
	64,241,471.99	64,241,471.99
	99,808,666.52	100,000,000.00
	48,906,246.59	49,000,000.00
	50,902,419.93	51,000,000.00

4

5

6


2

1

--	--	--	--	--	--	--	--	--

2

. W€`



3

				99.00%	0.99%	
					85.00%	
				99.00%	0.99%	
				100.00%		
					100.00%	

1		80%		
2		5		
3			5	
4		5		
5		5		
6				
45%	2006		1	55%

2

3

--	--	--	--	--	--	--	--	--	--	--	--	--	--

409,528 8,114,2
,237.47 90.25

	76,290, 392.07	177,847 .20	76,468, 239.27	40,107, 930.53		40,107, 930.53	131,130 ,528.67	380,097 .02	131,510 ,625.69	73,489, 751.27		73,489, 751.27

		-460,038.83	-492,251.45	-5,212,825.84		-2,552,819.50	-2,491,866.19	545,892.71
15,441,122.53	8,339,434.32							

2019

--	--	--	--	--	--	--

20%

	/	/
--	---	---

2019

	--	--
--	930,762.01	-404,875.65
--	930,762.01	-404,875.65

5

6

	-194,652.76		

2019

7

8

1.

1.

	30	1995	1996
225	50	1994	
		"	"

1.

1.

1.

5

1



30

8

5

1

/

--	--	--	--

2 / /

/

/	/	/	/	/	/	/
---	---	---	---	---	---	---

/

/

/	/	/	/	/	/	/
---	---	---	---	---	---	---

/

3



2019

80,000,000.00 2018 11 29 2019 11 29

	20.99	14.46
	9.04	17.26
	601.62	976.31

6

1

		128,862,970.89			
		85,251,000.20	852,510.00	78,156,805.06	781,568.05
		6,836,692.60	68,366.92	7,356,371.86	73,563.72

2019

		6,900,000.00	6,900,000.00
		2,510,000.00	2,510,000.00

2

3

1

2

4

5

--	--	--	--	--	--	--

6

1

i.

ii.

iii.

2

	2,074,807,	2,725,873,	346,334,63	21,503,176	89,084,599	0.00	-32,070,29	5,225,532,



	190,138,449.70	14.80%	2,483,062.52
	183,566,127.90	14.29%	20,846,430.48
	123,850,345.80	9.64%	2,591,432.39
	977,629,234.95	76.10%	

5

6

2

	369,208.60	369,208.60
	5,702,038,358.57	5,845,197,641.70
	5,702,407,567.17	5,845,566,850.30

1

1

--	--	--

2

--	--	--	--	--

3

2

1

()		
-----	--	--

	1,882.83	1,882.83
	367,325.77	367,325.77
	369,208.60	369,208.60

2

1

()				
	1,882.83	5		
	367,325.77	3		
	369,208.60	--	--	--

3

3

1

	4,586,630.22	6,046,801.63
	42,667,385.53	34,797,699.78
	10,150,615.69	10,125,089.18
	137,260,507.99	134,551,873.49
	2,097,136.63	8,601,350.30
	5,654,030,165.75	5,797,113,833.51
	5,850,792,441.81	

		108,942.44	107,422.11	216,364.55
			70,210.00	70,210.00
			2,752,061.62	2,752,061.62
2019 12 31	302,728.37	24,772,820.43	123,678,534.44	148,754,083.24

1	1		5,679,811,806.64
1	2		2,525,054.13
2	3		648,960.81
3			167,806,620.23
3	4		524,948.84
4	5		258,208.95
5			167,023,462.44
			5,850,792,441.81

3

	146,039,006.19	249,589.98	216,364.55	70,210.00	2,752,061.62	148,754,083.24
	146,039,006.19	249,589.98	216,364.55	70,210.00	2,752,061.62	148,754,083.24

5

		124,512,749.27	5	2.13%	122,672,385.96
		17,000,000.00	5	0.29%	
		12,301,200.00	1	0.21%	

2019

	21,282,348.63				21,282,348.63
	1,914,969.22				1,914,969.22
	15,958,076.90				15,958,076.90
	24,926,146.18				24,926,146.18
	230,397.19				230,397.19
	77,424,732.97				77,424,732.97
	16,530,440.66				16,530,440.66
	36,400,000.00				36,400,000.00
	1.04				1.04
	143,000,000.00				143,000,000.00
()	27,577,022.21				

5

		25,000,000.00
	4,798,287.62	1,326,055.04

3

1

2

3

4

