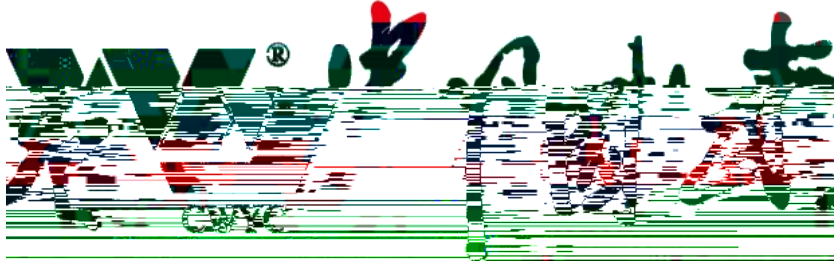

\$\$\$+- +

&&' !\$()

% - +++

&& \$%



2022

2023 4

2

7

11

45

62

63

75

82

83

89




2022 1 1 2022 12 31

1? ~0 = 2 3 4 5 6 7 8 9 10 11 12 13 14 15 16 17 18 19 20 21 22 23 24 25 26 27 28 29 30 31 32 33 34 35 36 37 38 39 40 41 42 43 44 45 46 47 48 49 50 51 52 53 54 55 56 57 58 59 60 61 62 63 64 65 66 67 68 69 70 71 72 73 74 75 76 77 78 79 80 81 82 83 84 85 86 87 88 89 90 91 92 93 94 95 96 97 98 99 100



PPP		Public-Private-Partnership
EPC		Engineering Procurement Construction
EPC+F		EPC
		" " "21 "
		" "



			000797
			CHI NA WU YI CO , LTD.
			CHI NA WUYI
			89 4
			350001
	2009 5 14	89 29	2015 5 26
	89 4	89	29
			89 4
			350001
			ht tp: //www chi na wuyi . com cn/
			gzb@chi na wuyi . com cn

	4 89	4 89
	0591 - 88323669	0591 - 88323721
	0591 - 88323811	0591 - 88323811
	gzb@chi na wuyi . com cn	gzb@chi na wuyi . com cn

	2022	2021		2020
	7,315,195,597.41	8,666,738,972.06	-15.59%	5,819,649,302.68
	30,447,748.19	53,614,123.21	-43.21%	286,574,626.29

1

2

	884, 240, 948. 22	783, 776, 459. 05	2, 136, 838, 518. 56	3, 510, 339, 671. 58
	10, 490, 817. 58	5, 461, 428. 80	10, 109, 050. 21	4, 386, 451. 60
	14, 089, 644. 06	3, 393, 893. 02	10, 943, 478. 69	- 5, 900, 865. 01
	32, 527, 270. 20	765, 384, 664. 24	- 198, 350, 791. 09	41, 794, 128. 26

	2022	2021	2020	
	-165,879.24	37,008,716.99	623,752.78	
	7,360,518.88	804,339.65	2,978,714.34	
			387,136.01	
	265,485.24	1,068,590.98	15,340.22	
	-1,016,195.02	-12,174,501.76	707,642.63	
	3,350,424.04	306,652.16	259,660.54	
	1,980,211.29	5,514,832.95	1,103,164.91	
	-107,454.82	-1,248,917.00	-447,407.20	
	7,921,597.43	22,747,882.07	4,316,488.81	--

395,227.76

2,955,196.28

1 — —

	102,528,018.06	100% 102,528,018.06	-- 1

3 --

2022

" "

" " "

"

1

2022

2022

10,424.9

4.3%

1,549.9

,

17,021.7

2.1%

2,530.7

,

2.1%

" "

5,514

8,718.4

0.8%

1,296.2

3.3%

51.2%

5,713.1

1.3%

849.4

5.3%

54.8%

22,000

10,000

2

"

"

15.55

17.27%

1

2022

25.73

27.1%

107%

—

EPC

10.88

6

8.66

2

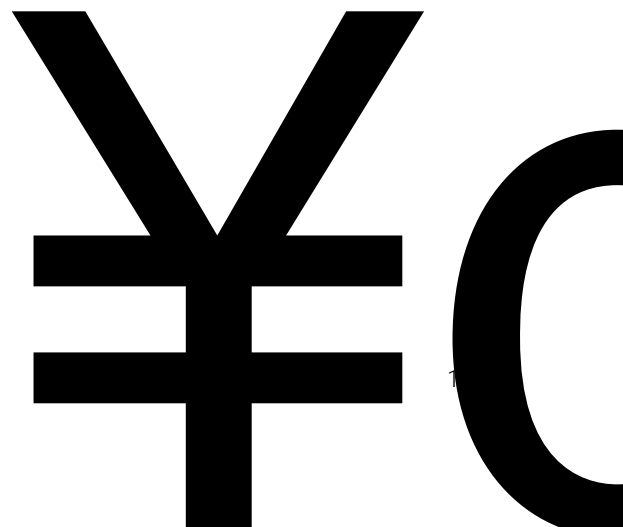

0.82

101.93%

5

7.93

-



1	-		30,344.87	25,949.79	26,733.27
2			689.10	689.10	689.10

3


24	552,701.07	271,435.64	257,004.55	
10	465,320.25	111,642.17	275,144.28	
2	98,169.78	89,900.93	9,469.84	
2	96,703.06	23,540.74	73,561.06	
7	109,387.85	43,643.14	67,880.74	
2	46,484.23	23,825.80	19,682.16	
6				


188

15

C

14	--	54,398.58	2020	12	48	10%	3,041.31	4,896.07	2,414.09	181.05
15		17,071.00	2018	3	39	145%	1,444.85	22,184.5	17,623.64	2,589.89
16		87,081.00	2018	4	57	92%	10,878.82	81,278.21	66,245.16	9,848.04
17		11,680.76	2019	5	43	91%	4,579.11	13,989.08	7291.06	1153.22
18		26,390.77	2021	2	37	58%	7,305.91	9,645.89	11,568.00	0.00
19		10,875.55	2021	9	25	53%	3,757.10	4,718.33	4,322.00	136.00
20										





ISO 19001-2016 ISO 9001: 2015

ISO 9001

"

"

"

4

ISO 45001

"

"

2

1

2

" 797"

" "

3

"

25

"

"

"

15. 61

49. 2

39. 44

" "

"

"

4

2022P03

NO. 202247

95. 38

43- 53

28

3

85%

5



32,835.00

75,520.50

100.00%

52,000.00

7

/

70.00%	2013	12	01	40.67%	285,437.80	729,811.20	27,967.12	163,993.62	1,707,949	694,577.04
95.00%	2004	07	01	84.34%	143,928.00	359,265.00	-	311,572.00	265,556	223,960.27
51.00%	2021	03	05	67.29%	36,225.00	50,715.00	27,711.48	27,711.48	70,676	47,554.99
100.00%	2021	01	29	66.51%	45,483.17	81,868.15	-	-	126,976.43	101,911.03
100.00%	2018	09	28							

f # d

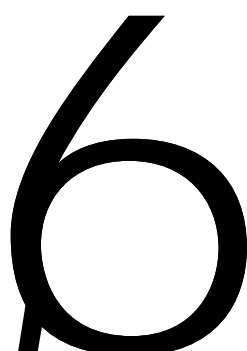
888

0

↓

22

5



51.00%	50,715.00	33,733.75	4,160.66	2,870.66	4,151.25	1,835.97	1,835.97	3,877.86
65.00%	179,573.06	171,346.57	171,346.57	-	6	171,346.57	-	5.71
65.00%	39,326.00	43,602.28	17,555.03	924.41	1,354.57	17,555.03	924.41	1,312.07
89.50%	625,692.73	616,803.40	603,919.64	296.72	440.9	603,919.64	296.72	440.9
100.00%	178,098.00	173,807.70	173,200.34	2,837.89	3,879.31	173,200.34	2,837.89	3,879.31
29.75%	47,371.63	48,561.22	47,671.80	58.67	16.8	47,671.80	58.67	16.8
100.00%	81,868.15	79,242.46	1,241.54	1,241.54	1,096.06	-	-	-
100.00%	185,440.39	128,661.44	64,630.30	495.93	927.88	62,329.83	495.93	927.88
100.00%	127,283.07	124,564.46	89,531.46	9,900.41	9,326.02	86,147.61	11,203.92	10,136.55
100.00%	139,784.80	136,490.14	121,800.86	2,214.2				

0

" " , 2018 5
AAA " "
" "
30 29 ENR" 250
" " ()" 4 2
" CHI NA WU YI "
" "
20

1

		73.15	15.59%
	3,044.77	43.21%	229.06
	7.82%	51.46	
0.12%			
1			
	40.10	26.86%	
	47.55	33.68	38.61
	15.61	38.85	30.87
	40.02		
2			
		15.55	17.27%
	20.82	101.93%	25.73
3			
	"	"	
		2022	16.35
	46.9%		2022

" " " 2022 100

"

4

6,842

20.08%

2022

35

411

85

ppp

3

3

6.97

√ 85


2

1

2022		2021		
7,315,195,597.41	100%	8,666,738,972.06	100%	-15.59%
1,554,687,818.21	21.25%	1,879,185,541.83	21.68%	-17.27%
4,009,896,899.19	54.82%	5,636,361,790.91	65.03%	-28.86%
1,555,421,563.58	21.26%	1,041,539,917.12	12.02%	49.34%
		9,290,983.57	0.11%	-100.00%
68,420,940.37	0.94%	56,983,121.80	0.66%	20.07%

2

10%



1

2022		2021			
1, 598, 844, 118. 38	28. 87%	1, 856, 231, 304. 97	26. 15%	-13. 87%	
2, 380, 073, 993. 26	42. 98%	4, 148, 811, 956. 02	58. 44%	-42. 63%	
1, 480, 860, 302. 09	26. 74%	1, 001, 977, 393. 88	14. 11%	47. 79%	
		9, 119, 868. 66	0. 13%	-100. 00%	
37, 041, 656. 69	0. 67%	45, 727, 340. 99	0. 64%	-18. 99%	
40, 824, 007. 67	0. 74%	37			

	2, 194, 209, 692. 02
	29. 99%
	11. 54%

5

	2022	2021	
	48	51	- 5. 88%
	0. 67%	0. 63%	0. 04%
	39	42	- 7. 14%
	7	7	0. 00%
	2	2	0. 00%
30	20	22	- 9. 09%
30-40	18	19	- 5. 26%
40 40	10	10	0. 00%

	2022	2021	
	9, 105, 522. 31	7, 821, 426. 13	16. 42%
	0. 12%	0. 09%	0. 03%
	6, 382, 613. 94	3, 230, 791. 33	97. 56%
	70. 10%	41. 31%	28. 79%

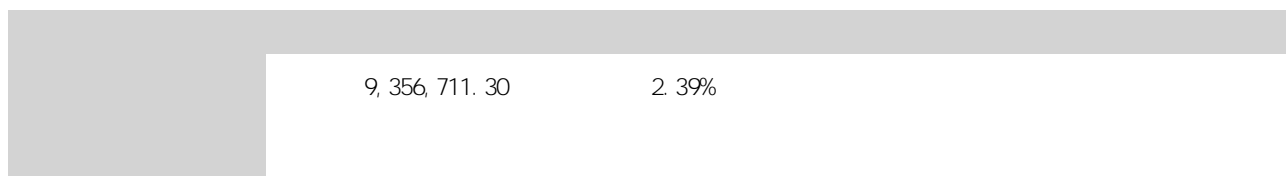
51.96%

136.90%

35.84%

40.64%

112.42%



1

2022		2022			
2,490,884,528.30	10.87%	2,595,199,686.39	12.22%	-1.35%	72.81%
1,802,166,773.25	7.87%	1,042,887,605.62	4.91%	2.96%	
1,180,453,329.62	5.15%	1,331,612,072.00	6.27%	-1.12%	
14,628,038,492.37	63.86%	13,412,945,961.76	63.13%	0.73%	
650,095,824.49	2.84%	607,652,770.52	2.86%	-0.02%	
52,690,350.07	0.23%	45,778,742.68	0.22%	0.01%	
604,752,348.98	2.64%	660,404,459.54	3.11%	-0.47%	

e

d'

J

808, 132, 627. 87



2

1.	12,249,287.42	-2,297,955.00			17,646,710.00	-12,270,842.42		15,327,200.00
3.	16,454,000.00				4,902,100.00	-16,454,000.00		4,902,100.00
4.	62,051,396.77		-45,860,997.57					16,190,399.20
	90,754,684.19	-2,297,955.00	-45,860,997.57		22,548,810.00	-28,724,842.42		36,419,699.20
	90,754,684.19	-2,297,955.00	-45,860,997.57		22,548,810.00	-28,724,842.42		36,419,699.20
	0.00							0.00

3

2016	7	14					
		1999	2	1,600			
4,857,756.03						2016-081	082
2022				5,185,701,349.10			174,910,585.39
4,217,275,328.90				3,268,068.70		318,348,813.41	471,898,552.70

1

		49,300,000.00	-39.15%

4

1




5

1


2

10%



41,847,134.27	6,834,724,348.48	1,001,778,469.75	1,716,271,320.09	608,891,792.33	456,637,540.72
30,000,000.00	295,135,287.62	138,892,588.43	1,313,736,948.62	177,562,503.26	133.2

3,187,689.22	1,060,387,458.72	381,578,110.53	86,624.12	24,664,802.45	25,746,689.76
20,000,000.00	34,539,389.92	-59,702,053.97	2,355,630.27	22,952,617.59	22,944,334.40
50,000,000.00	316,948,665.42	206,806,036.56	45,684,393.36	15,929,036.34	11,819,786.14
21,282,348.63	808,132,627.87	279,910,927.80	2,721,509.62	9,288,116.10	9,848,433.22
5,000,000.00	71,208,122.94	29,449,672.00	68,420,940.37	9,857,806.09	6,725,323.64
600,000,000.00	1,043,140,422.63	263,227,431.89	1,634,573,101.19	7,631,391.39	5,492,754.85
2,952,465.51	222,318,601.15	-37,307,797.07	27,651,670.13	8,297,830.04	4,406,219.54
50,000,000.00	151,541,458.60	105,291,209.71	40,062,417.11	4,400,437.71	3,326,433.94
30,000,000.00	581,272,767.60	1,605,025.84		-4,526,536.22	-3,394,974.16
20,000,000.00	17,452,211.14	14,294,842.28	1,036,697.31	-3,489,420.19	-3,489,558.57



3

3

		102, 528, 018. 06

70%

105- 105A

99%

51%

2022

99.99%

51%

95%

2013 3

MAG

1200kt/a

2023

"

"

5%

"

"

"

"

"

"

" 12345"

2025

ENR

" 12345"

"

"

2023

87

50.8

53.5

54.4

20.2

20

15

16.5

1

"

"

"

"

2

"

"

3

1

2

3

4

5

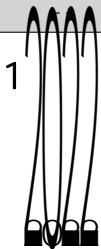
6



“ ”

u

				57	2022 05 06		202, 810					202, 810	
				49	2021 02 25								
				48	2019 11 08								
				45	2021 02 25								
				54	2021 02 25								
				50	2021 02 25								
				56	2017 06 13								
				51	2021 02 25								
				47	2014 06 13								
				38	2017 09 22								
				36	2020 03 02								
				57	2016 09 23		234, 011					234, 011	
				46	2019 03 11		6, 240					6, 240	
				55	2021 02 25	2022 04 13							
				49	2017 07 10	2022 11 28	234, 011					234, 011	
				--	--	--	708, 273	0	0		708, 273	--	

1


4 13



2



2022	04	13
2022	04	13
2022	05	06
2022	11	28
2022	04	13
2022	04	13
2022	04	13
2022	11	28

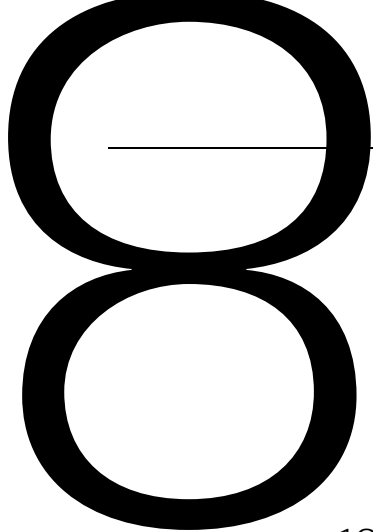
1972 9

1965 11

1968 3



()

1972 5




1984 4

1986 7



I ЕСК :



202

2021 09 16

2020 " 01 06E p

" u o b b b b b b b

						2021		2021	
						2021		2021	
						2022		2021	
2022	04	08	2022	04	09	2022			2021
							2021		
						2022		2021	
						2021			
						2022			
2022	04	13	2022	04	14				

3

4



2

2

1 2022 09 20 2017 2017
10





2022	6	30		2021	12	31		1, 570, 754, 217
			10			0.10	(
15, 707, 542.17								

1

2

1





30%

30%




2022

" " " "

" "

1



o

m'

3

3

3mm

2

"

"

"

"

4

	()
	195
	26
	4 1

2022 () 2021 140
 2021 55

()

()

()

()

1,600 1999 2

5113.48

1

2

3

4

5

6

7

2022 1

2022 10 193.5 10.8 36
10 2,350 270
2022 1 25 2022 10 11

2022-005 135

100%

130,903,731 106,564,800
2022 3 30 2022 4 1 2022 6
14 2022-054 109
2022 5 25

80 10

65% 5% 30%
2022

2022 5 26 2022 6 11

2022

2022-098 107

395, 517, 143. 00

2022

2022 11 10
10 26 2022 11 11

2022-137 142

14. 37

13. 01

1. 36

3. 9

2023

3 8

2023

2023-

021

3. 30

2. 02

440. 81

"

" "

"

2022 01 25 n] ~~www~~ cni n] 6 p p

1

1

2

3

2

()	2022 08 24	5,000	2022 08 24	3,304	1
()	2020 10 10	5,000	2020 10 09	0	3
()	2022 11 02	10,000	2022 11 01	4,515.89	3
()	2022 11 17	10,000	2022 11 15	292.9	1
()	2021 09 13	6,000	2021 09 09	0	1
()	2022 11 19	8,000	2022 11 17	0	1
B1			995,015	B2	180,236.87
B3			995,015	B4	180,236.87
	2020 09 30	35,212	2020 10 31	35,212	
	2021 04 26	4,081	2021 12 16	4,081	7
					364
C1			39,293	C2	39,293
C3			39,293	C4	39,293
A1+B1+C1			1,102,508	A2+B2+C2	257,401.73
A3+B3+C3			1,102,508		

3

1

2

4

105-105A

2022 5 28
2022-102

2020 10 15

2,040

2021 10 15
1,960
700

1,260

2021 10 27 2022 8 23

2021-139 2022-114

2021

2021

2021 12 31

1, 570, 754, 217

10

0.10 (

15, 707, 542.17

2022 6 30

2022

6 23

2021

2022-110

2022 9 20 ,

2017

2017

2022 9

30 2017

35. 088

0. 0223%

2022 9 28

2017

2022-130

MAG

1200kt/a

2022 5 26

265, 367, 371. 00

35, 369, 594. 05

2023 2 20

[2022 01

1002]

2022 6 1

2023 2 25

2023 3

28

2022-103

2023-015

2023-033

1

	882,084	0.06%				-292,377	-292,377	589,707	0.04%
1									
2									
3	882,084	0.06%				-292,377	-292,377	589,707	0.04%
	882,084	0.06%				-292,377	-292,377	589,707	0.04%
4									
	1,569,872,133	99.94%				292,377	292,377	1,570,164,510	99.96%
1	1,569,872,133	99.94%				292,377	292,377	1,570,164,510	99.96%
2									
3									
4									
	1,570,754,217	100.00%						1,570,754,217	100.00%

1

2017

2017

10
35.088

2

2022 9 20

2017

2017

3

2017

35.088

0.0223%

2022 9 30

4

5

2



23,401
152,107
175,-

23,401
152,107

2024/8/25
2024/8/25

1

	78,993		64,871	8	0	8	0
		5%		10			
		34.34%	539,335,010			539,335,010	
		20.55%	322,733,638			322,733,638	
		0.34%	5,289,268	111,900		5,289,268	
		0.32%	5,102,000	223,740		5,102,000	
UBS AG		0.31%	4,876,802			4,876,802	
		0.28%	4,390,000			4,390,000	
		0.26%	4,134,818			4,134,818	
		0.26%	4,123,331			4,123,331	
		0.24%	3,750,025			3,750,025	
		0.18%	2,807,607			2,807,607	
/							

53140826

	/			
		1953 08 09	913500001581431832	
	600686 27. 3973	416 000905	0. 58% 437. 3177	0. 59% 601328

3

/

6

1



2015	15	112301	2015 12 07	2015 12 07	2022 12 07	0.00	5.58%
2020	20	R1 114646	2020 01 22	2020 01 22	2023 01 22	0.00	5.95%
2022	22	01 149777	2022 01 18	2022 01 18	2025 01 18	490,000,000.00	5.46%

			15				5
			20	R1	5		2

2015	490,000,000.00	490,000,000.00	0.00			
2020	550,000,000.00	548,798,100.00	1,201,900.00			
2022	490,000,000.00	490,000,000.00	0.00			

5

6

4

2020 ()	300,000,000.00	300,000,000.00	0.00			
2020 ()	270,000,000.00	270,000,000.00	0.00			

10%



	1. 5710	1. 5707	0. 02%
	75. 12%	73. 60%	1. 52%
	0. 4187	0. 4164	0. 55%
— Ö ě			

	2023 04 11
	()
	[2023] 23003470012

2022 12 31

2022

2022 12 31

2022

"

"

4

2022

1

2022	12	31	2022	1	1
		2, 490, 884, 528. 30			2, 595, 199, 686. 39
		15, 327, 200. 00			12, 249, 287. 42
		1, 802, 166, 773. 25			195, 560. 00
		284, 900, 574. 50			1, 042, 887, 605. 62
					11, 471, 000. 00
					249, 343, 965. 59
		160, 498, 893. 70			166, 207, 647. 72
		1, 929, 479. 62			2, 036, 672. 93
		14, 628, 038, 492. 37			13, 412, 945, 961. 76
		1, 180, 453, 329. 62			1, 331, 612, 072. 00
		633, 685, 628. 43			639, 288, 288. 58
		21, 195, 955, 420. 17			19, 461, 401, 075. 08

	2, 499, 123, 285. 79	2, 258, 627, 394. 89
--	----------------------	----------------------

	2, 343, 000, 000. 00	2, 183, 351, 936. 79
	391, 719, 501. 94	331, 595, 436. 04
	301, 641. 58	262, 225. 00
	295, 537, 247. 55	188, 720, 537. 15
	71, 256, 297. 77	72, 731, 525. 86
	172, 946, 125. 75	140, 166, 110. 41
	1, 798, 204, 486. 19	1, 884, 005, 146. 40
	1, 301, 556, 674. 85	1, 406, 903, 994. 16
	14, 885, 562. 12	9, 184, 366. 64
	6, 389, 407, 537. 75	6, 216, 921, 278. 45
o	1, 44 07	

1650' 540' 22

4

	2022	2021
	1, 543, 911, 498. 47	1, 882, 120, 484. 79
	1, 556, 669, 656. 38	1, 834, 960, 004. 33
	3, 373, 780. 05	3, 299, 499. 02
	0. 00	60. 37
	113, 460, 419. 68	104, 682, 560. 84
	-185, 243, 991. 92	157, 439, 754. 05
	286, 013, 993. 46	307, 328, 377. 89
	324, 373, 780. 07	267, 906, 361. 52
	6, 500, 500. 71	5, 305, 132. 20
" "	89, 954, 399. 45	397, 786, 836. 92
	2, 773, 699. 25	-12, 037. 89
" _"		
" "		
" "	-2, 297, 955. 00	-1, 289, 315. 09
" _"	-39, 322, 654. 15	-30, 405, 733. 84
" _"	-39, 976, 755. 39	-292, 686. 95
" _"	0. 00	5, 524, 153. 55
" "	70, 509, 169. 90	158, 366, 992. 97
	1, 585, 423. 21	1, 014, 182. 26
	3, 559, 608. 84	4, 098, 586. 11
" "	68, 534, 984. 27	155, 282, 589. 12
	16, 005, 972. 62	17, 457, 407. 65
" "	52, 529, 011. 65	137, 825, 181. 47
" "	52, 529, 011. 65	137, 825, 181. 47
" "		
	-1, 604, 788. 46	14, 216, 409. 96
1.		
2.		
3.		
4.		
5.		
	-1, 604, 788. 46	14, 216, 409. 96
1.		
2.		
3.		
4.		
5.		
6.	-1, 604, 788. 46	14, 216, 409. 96
7.		
	50, 924, 223. 19	152, 041, 591. 43
	0. 0334	0. 0878
	0. 0334	0. 0877

6

	2022	2021
	1,704,0	

2022									
	1,570,754,217.00	2,085,116,432.87	1,019,891.20	-109,888,436.92	335,217,231.53	1,272,112,263.31	5,152,291,816.59	457,298,204.43	5,609,590,021.02
	1,570,754,217.00	2,085,116,432.87	1,019,891.20	-109,888,436.92	335,217,231.53	1,272,112,263.31	5,152,291,816.59	457,298,204.43	5,609,590,021.02
		15,890.06	-1,019,891.20	-21,810,185.32	5,252,901.17	9,487,304.85	-6,034,198.04	95,661,988.42	89,627,790.38
				-21,810,185.32		30,447,748.19	8,637,562.87	118,161,988.42	126,799,551.29
		15,890.06	-1,019,891.20				1,035,781.26		1,035,781.26
1									
2									
3		15,890.06	-1,019,891.20				1,035,781.26		1,035,781.26
4									
					5,252,901.17	-20,960,443.34	-15,707,542.17	-22,500,000.00	-38,207,542.17
1					5,252,901.17	-5,252,901.17			
2						-15,707,542.17	-15,707,542.17	-22,500,000.00	-38,207,542.17
3									





					1996	
1996	35					
1997	6			[1997]	343 344	7,700
	6,973.50				726.50	7 15
				1998	1 16	
1998	6		1997		10.3	
2000	8				10 3	
2006	8 21					[2006] 1076
						11,488
						2006
			2006	10 12		
10	3					
	2015 6 2			2015		
2015						2016 1 7
	[2016] 57					
	116,835,732.00			A		A
	110,345,630.00					110,345,630.00
2017	6		2016			
					499,798,070.00	
2017	10		2017			
	2017					
			2017	10 16		[2017] 454
						8,067,500.00
2018	6		2018			
						200,000.00
200,000.00						
2018	8		2017			1,007,463,640
			10	3.000595		302,299,036

2018 8

2017

2017

2017 10 16

[2017] 454

2014 9

2015 1
2014

" 2012-2013

"

" 2013

"

"

"

29
2

ENR"

250
2022

"

4

"

"

"

"

"

"

3

4

"

"

1

15 ---

2014

2

12

;

1

2

1 1 12 31

3

12

4

5

1

2

u

6

1

2)

1)

7

1

1

2

3

4

5

2

8

9

1

1

2

3

4

2

1

"

"

2

3

4

10

1

14 ---

14 ---

1

2

3

2

1

↑

↑

3)

(4)

		(/)

1)

22

—

2

22 —

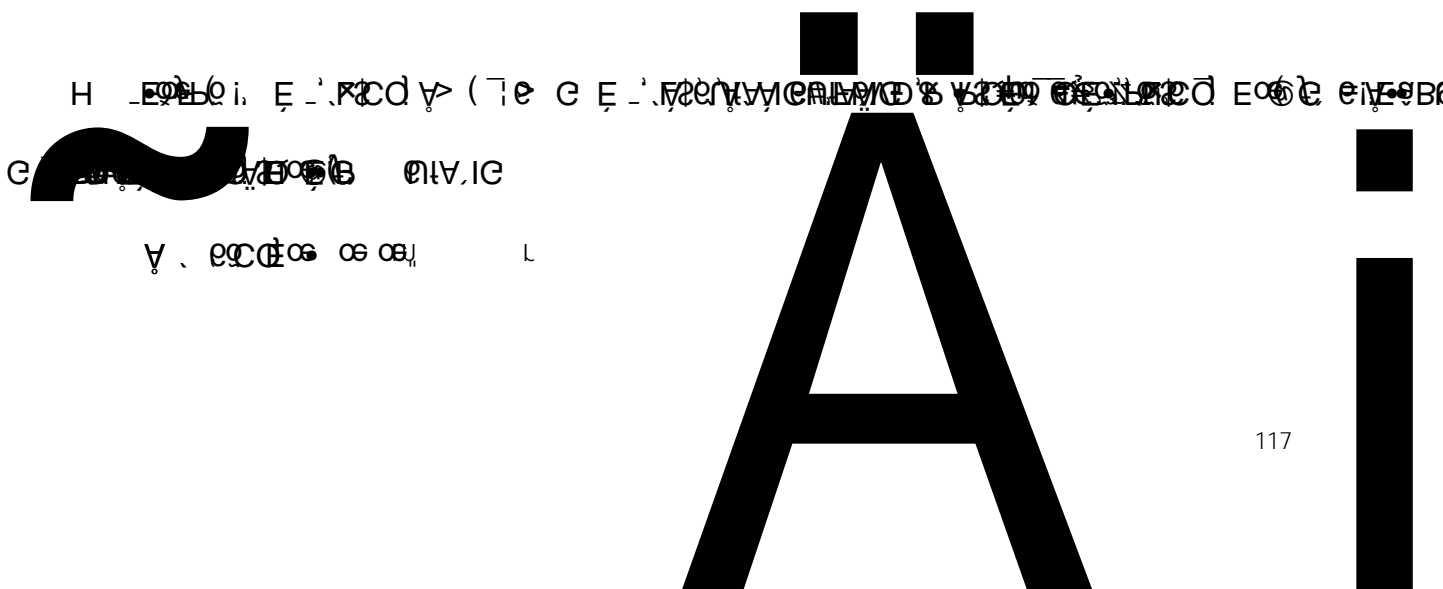
(5)

1

2

î

r



A

B

C

D

E

F

3

4

12

5

6

7

Ä8

9

P FdEV•,P

11

12


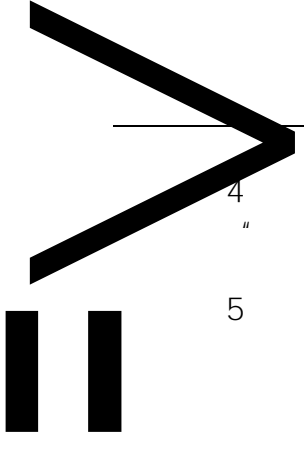
1

EPC+F , DBB EPC EPC+F , DBB EPC

2

15

1



2

17

)

1

(

1

2

2

1

2

19

10

20

10

21

22

1

B

20 ---

2

A

B

C
7 ---

--- D 12

3

1

2

22 ---

8 ---

4 12

4 10

4-6

3

1)

2)

3)

75%

4)

5)

25

17 —

26

1



4

37

1

2

1

2

1

2

3

3

3 —

40

1

2

1

2

3

1

2

1

4

1

2

1

29

2

35

3

4

A

B

5

12

4

1

2

10

5

39


1

ê

4

44

1



2021	12		2021	35			
"	15	"	"		2022		1
				"			
				"			
			2022	1	1		
2022	12		2022	31			
"	16	"	"		2022		2
"	"						
				"			

2 2022 11 p 30

16

" " " "

A.

16

2022 11 30
2022 1 1

2022 1 1, @ño R" @QÁP

B.

16

11 11 11 11

11 11 11 11

11 11

11 11

2

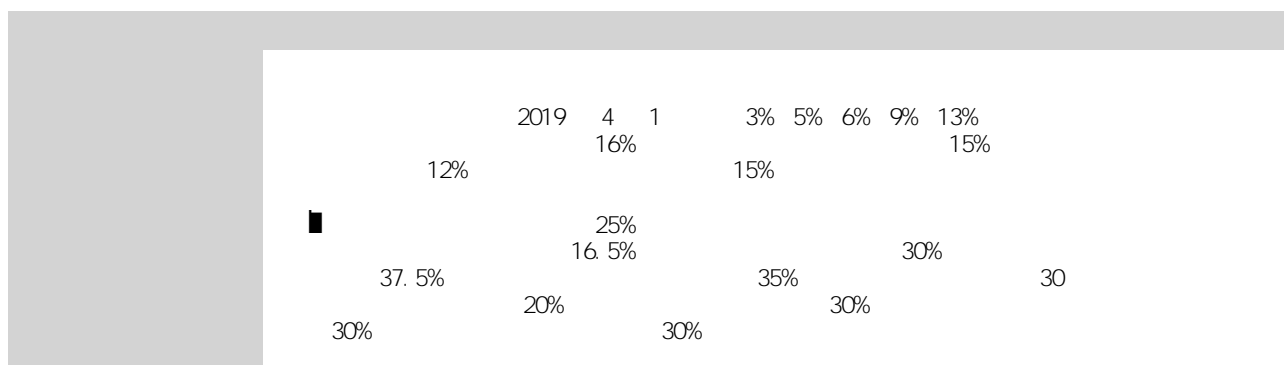
3

4

5

6


1



	12 31 2019 13)	2021 12	2021 1 1 100	2022 (
		1%–5%			
		30% 60%			
		3%			



v



3

4

1

		195,560.00
		195,560.00

					200,000.00	100.00%	4,440.00	2.22%	195,560.00	
					200,000.00	100.00%	4,440.00	2.22%	195,560.00	
					200,000.00	100.00%	4,440.00	2.22%	195,560.00	

2

	4,440.00		4,440.00			
	4,440.00		4,440.00			

3

4

	53,195,750.00
	53,195,750.00

5

6

5

1

	189,280,277.08	9.47%	67,568,982.67	35.70%	121,711,294.41	111,591,125.92	9.36%	51,313,611.06	45.98%	60,277,514.86
	186,556,808.62	9.33%	66,712,586.76	35.76%	119,844,221.86	82,740,708.73	6.94%	42,781,137.67	28.63%	39,959,571.06
	2,723,468.46	0.14%	856,395.91	31.45%	1,867,072.55	28,850,417.19	2.42%	8,532,473.39	5.71%	20,317,943.80
	1,809,293,457.54	90.53%	128,837,978.70	7.12%	1,680,455,478.84	1,080,739,161.32	90.64%	98,129,070.56	9.08%	982,610,090.76
	1,809,293,457.54	90.53%	128,837,978.70	7.12%	1,680,455,478.84	1,080,739,161.32	90.64%	98,129,070.56	9.08%	982,610,090.76
	1,998,573,734.62	100.00%	196,406,961.37	9.83%	1,802,166,773.25	1,192,330,287.24	100.00%	149,442,681.62	12.53%	1,042,887,605.62

67,568,982.67

	57,070,528.66	57,070,528.66	100.00%
FORTUNE BAY RESOURCES PTE. LTD.	22,508,546.69	47,042.86	0.21%
VITAL MATERIALS CO., LIMITED	20,925,825.00	341,126.14	1.63%
MELLOWER COFFEE HOLDING COMPANY PTE LTD	15,700,962.22	32,815.01	0.21%

	10,722,585.33	1,733,429.66	16.17%	
DZT RESOURCES LIMITED	8,472,931.78	17,708.43	0.21%	
	7,330,209.83	7,330,209.83	100.00%	
HONGKONG MEI LANGGELAN ELECTRIC LTD.	6,973,619.52	29,149.73	0.42%	
MELLOWER COFFEE (SINGAPORE) PTE LTD	6,712,122.80	14,028.34	0.21%	
SANMU EXPRESS LIMITED	6,224,610.80	13,009.44	0.21%	
ELECTRONIC 2000	5,497,328.38	22,978.83	0.42%	
HONGKONG ABUND TRADING CO., LTD	5,446,502.47	11,383.19	0.21%	
MINCOM LTD	5,306,542.91	22,181.35	0.42%	
REAL CONCEPT H K	5,251,916.90	21,953.01	0.42%	
Longfor Trading PTE LTD	2,412,575.33	5,042.28	0.21%	
CHINESE EGYPTIAN MINING & MINING INDUSTRY COMPANY	1,878,852.96	11,780.41	0.63%	
	679,651.21	679,651.21	100.00%	
	154,067.87	154,067.87	100.00%	
	10,896.42	10,896.42	100.00%	
	189,280,277.08	67,568,982.67		

	1,684,797,775.31	128,837,978.70	7.65%
	124,495,682.23	0.00	0.00%
	1,809,293,457.54	128,837,978.70	

			I
%	% 7	%ž' &- ž (&*ž% \$" &\$	&' ž%ž +ž+%(" ++
% &	&	&\$%ž\$(*ž% "%)'	&\$ž*)ž*% ",'
&'	'	+\$ž(+%ž& \$" &)	%ž&('ž*)**%
'!((%ž\$) &ž%, "-(,ž-+-ž\$%")'
(!))	, -)ž(+(" %	, -)ž(+(" %
)		*'ž-\$*ž)\$ \$" \$,	*'ž-\$*ž)\$ \$" \$,
		%ž*, (ž+-+ž++)"' %	%ž, ž, '+ž-+, "+\$
			+ " *)

		%@*ž+, , ž%* (" &	\$" \$\$	\$" \$\$
		+ž+\$+ž) % " \$\$	\$" \$\$	\$" \$\$
		%&(ž(-)ž*, &" &	\$" \$\$	\$" \$\$

3

4

2A

		I
	' -ž\$, , ž, & " , \$	% " +&
	' ' ž\$) &ž' &\$" \$\$	%% *\$
	' %ž- ' *ž (*(" \$\$	%% &%
	' %ž' %žž%%" +-	%\$" --
	%žž+' %ž, \$% %ž)" , +
	%ž &ž%ž*ž) ' ' " *-)' "' -

8

	1, 929, 479. 62	2, 036, 672. 93
	158, 569, 414. 08	164, 170, 974. 79
	160, 498, 893. 70	166, 207, 647. 72

i f In
 €100 000 2 C m WGYf •P

---	- 791, 024. 63	791, 024. 63		
---		- 2, 415, 145. 50	2, 415, 145. 50	
	1, 441, 550. 11	765, 789. 80	1, 692, 820. 13	3, 900, 160. 04
	730, 661. 29	303, 049. 32	40, 979. 42	1, 074, 690. 03
	69, 619. 69	2, 351, 468. 97	17, 032, 106. 16	19, 453, 194. 82
2022 12 31	2, 825, 762. 47	80, 514, 697. 69	230, 446, 723. 99	313, 787, 184. 15

1	1	90, 478, 000. 66
1	2	8, 502, 807. 32
2	3	24, 623, 360. 32
3		348, 752, 429. 93
3	4	6, 296, 323. 95
4	5	3, 740, 265. 12
5		338, 715, 840. 86
		472, 356, 598. 23

3

	291, 508, 519. 32	3, 900, 160. 04	1, 074, 690. 03		19, 453, 194. 82	313, 787, 184. 15
	291, 508, 519. 32	3, 900, 160. 04	1, 074, 690. 03	0. 00	19, 453, 194. 82	313, 787, 184. 15

4

5

		122, 548, 461. 54	5	25. 94%	122, 548, 461. 54
		33, 940, 911. 36	5	7. 19%	33, 940, 911. 36
		26, 648, 243. 80	5	5. 64%	26, 648, 243. 80
		22, 523, 056. 56	1	4. 77%	225, 230. 56
		21, 084, 048. 96	1	4. 46%	0. 00
		226, 744, 722. 22		48. 00%	183, 362, 847. 26

6



116,400.00

2 3

2019

!p» „Öú û ËA0"r


" "



2021	03	2023	10	1,193,210,000.00	714,260,741.33		605,500.00	156,404,846.98	870,060,088.31	165,916,026.36	59,056,024.68
2021	03	2023	04	70,676.00	308,926,152.06	311,155,637.20	879,386.40	199,484,852.65	196,37		


2

10



-	286,902,509.26	33,500,711.60	253,401,797.66	337,021,817.13	20,173,388.34	316,848,428.79
-	1,098,653,433.54	171,601,901.58	927,051,531.96	1,116,797,543.12	102.03	

, , , mī % r r l



980,000.00				980,000.00	3,546,193.01
559,923.59	-16,049.27		10,989.43	554,863.75	
1,539,923.59	-16,049.27		10,989.43	1,534,863.75	3,546,193.01
3,464,155.43	837,279.37	720,000.00		3,581,434.80	
1,954,994.30				1,954,994.30	
4,645,779.26	174,319.-				

—

18

	16,190,399.20	62,051,396.77
	16,190,399.20	62,051,396.77

		12,661,424.69				

19

	4,902,100.00	4,983,000.00
	4,902,100.00	4,983,000.00

20

1

1.

707,945,264.62

1		23,502,398.06	456,183.12	23,958,581.18
2	\	1,189,434.60		1,189,434.60
3	\	4,556,380.70		4,556,380.70
3.		18,589,607.82		18,589,607.82
1		18,589,607.82		18,589,607.82
2				
4.		127,415,373.02	532,213.63	127,947,586.65
1.		4,672,207.11		4,672,207.11
2		273,747.66		273,747.66
1				
2		273,747.66		273,747.66
3.		4,491,475.61		4,491,475.61
1		4,491,475.61		4,491,475.61
2				
4.		454,479.16		454,479.16
1.		629,415,527.12	20,680,297.37	650,095,824.49
2.		586,516,290.03	21,136,480.49	607,652,770.52

1

1.	509,896,462.95	657,745,130.01	288,604,113.93	81,939,888.74	1,538,185,595.63
2.	3,165,776.25				

2

24

25

1.	8, 172, 239. 90				8, 172, 239. 90
2	1, 432, 107. 12				1, 432, 107. 12
1	1, 412, 884. 16				1, 412, 884. 16
2	19, 222. 96				19, 222. 96
3.	3, 177, 737. 11				3, 177, 737. 11
1	3, 177, 737. 11				3, 177, 737. 11
4.	6, 426, 609. 91				6, 426, 609. 91
1.	3, 362, 322. 57				3, 362, 322. 57
2	3, 327, 109. 57				3, 327, 109. 57
1	3, 315, 244. 10				3, 315, 244. 10
2	11, 865. 47				11, 865. 47
3.	3, 177, 737. 11				3, 177, 737. 11
1					
2	3, 177, 737. 11				3, 177, 737. 11
4.	3, 511, 695. 03				3, 511, 695. 03
1.					
2					
1					
3.					
1					
4.					
1.	2, 914, 914. 88				2, 914, 914. 88
2	4, 809, 917. 33				4, 809, 917. 33

26

1

1.	114,
----	------

27

	3,980,005.10	6,382,613.94		7,524,402.73	2,838,216.31
	3,980,005.10	6,382,613.94		7,524,402.73	2,838,216.31

,) 1

28

1

	1,922,396.25				1,922,396.25
	81,490.01				81,490.01
	128,894.91				128,894.91
	1,400,000.00				1,400,000.00
	4,502,719.17				4,502,719.17
		446,635.00			446,635.00
	8,035,500.34	446,635.00			8,482,135.34

2

1,922,396.25

1,922,396.25

29

	21, 685, 603. 52	3, 852, 013. 74	14, 705, 610. 57	10, 832, 006. 69
	7, 512, 077. 12	731, 619. 90	1, 577, 144. 15	6, 666, 552. 87
	29, 197, 680. 64	4, 583, 633. 64	16, 282, 754. 72	17, 498, 559. 56

30

/

1

	3, 859, 213. 58	2, 573, 335. 79	9, 916, 773. 62	2, 865, 881. 22
	619, 309, 622. 72	154, 053, 739. 50	554, 065, 746. 99	148, 338, 028. 03
	264, 215. 33	66, 053. 83	795, 728. 47	198, 932. 12
	2, 028, 122. 00	507, 030. 50	2, 142, 932. 12	535, 733. 03
	21, 741. 03	5, 435. 26		
	26, 909, 896. 29	7, 688, 774. 96	25, 689, 260. 71	7, 296, 655. 30
	652, 392, 810. 95	164, 894, 369. 84	592, 610, 441. 91	159, 235, 229. 70

2

	13, 689, 765. 40	3, 422, 441. 35	59, 762, 594. 72	14, 940, 648. 68
	1, 133, 408. 25	283, 352. 06	1, 147, 398. 65	286, 849. 66
	1, 392, 947. 48	203, 421. 28	1, 274, 949. 19	209, 969. 37
	16, 216, 121. 13	3, 909, 214. 69	62, 184, 942. 56	15, 437, 467. 71

3

		164, 894, 369. 84		159, 235, 229. 70
		3, 909, 214. 69		15, 437, 467. 71

4

		590, 030, 969. 98	397, 163, 304. 08
		1, 151, 472, 580. 76	914, 994, 583. 45
		1, 741, 503, 550. 74	1, 312, 157, 887. 53

5

2022		45,417,441.10	
2023	102,868,925.62	119,262,794.49	
2024	67,609,539.83	70,800,010.20	
2025	137,300,641.77	143,172,298.29	
2026	186,496,137.00	202,253,091.29	
2027	328,089,406.97		
	329,107,929.57	334,088,948.08	
	1,151,472,580.76	914,994,583.45	

35

				178,461,102.60
			326,600,516.24	162,290,000.00
			326,600,516.24	340,751,102.60

0

36

1

	1	1	1,173,292,416.40	1,204,931,916.33
	1-2	2	626,385,884.19	178,428,634.41
	2-3	3	71,183,023.64	193,596,287.65
		3	287,946,426.23	265,154,096.13
			2,158,807,750.46	1,842,110,934.52

2

1

				281,959,222.82
				190,476,591.27
				47,908,277.26
				30,971,769.31
				4,195,356.04
				116,070,659.43
				19,957,596.50
				13,364,851.50
VANCI	ENGINEERING COMPANY	LIMITED		10,808,834.09
	Agapi to Obama Bee			10,654,867.52
	Rubi s Energy Kenya PLC			8,200,089.03
TONONKA	ROLLING MILLS LTD			6,109,225.01
	Gul f Energy Li mited			5,540,266.67
				5,027,910.03
				4,359,822.72
				755,605,339.20

37

1

1 (1)	924, 695. 30	791, 351. 38
1 2 (2)		
2 3 (3)		
3		4, 500. 00
	924, 695. 30	795, 851. 38

2

39

1

111, 020, 225. 11

474, 703, 350. 35

478, 833, 236. 59

106, 890, 338. 87

-

	124,926,131.52	88,584,924.68
	89,587,598.72	119,342,062.08
	1,777,429.80	1,672,352.92
	2,195,911.85	4,814,706.60
	1,318,951.56	960,882.42
	488,024.11	478,685.03
	1,672,588.17	1,582,742.03
	1,277,984,357.85	1,196,228,633.97
	2,001,113.05	2,567,851.11
	1,893,418.16	2,483,574.00
	1,503,845,524.79	1,418,716,414.84

2

1



74, 894, 147. 32

61, 333, 222. 84

45

1

	1, 818, 676, 493. 74	1, 735, 652, 654. 01
	83, 000, 000. 00	64, 480, 719. 68
	1, 287, 918, 000. 00	695, 681, 439. 36
	3, 189, 594, 493. 74	2, 495, 814, 813. 05

46

1

2022	488, 881, 818. 76	
2020		197, 664, 786. 02
2020		296, 491, 972. 83
2020		229, 157, 467. 58
	488, 881, 818. 76	723, 314, 226. 43

3

4

47

	460, 494. 22	1, 070, 675. 84
	460, 494. 22	1, 070, 675. 84

48

	12, 275. 48	12, 275. 48
	12, 275. 48	12, 275. 48

1

1 2	12, 275. 48	12, 275. 48

2

49

1

2

50

	1, 848, 906. 23	1, 921, 794. 30	
	30, 631, 791. 30	8, 167, 715. 02	
	32, 480, 697. 53	10, 089, 509. 32	

51

	184, 000. 00		8, 000. 00	176, 000. 00
	184, 000. 00		8, 000. 00	176, 000. 00
				2020 93
				--



184,000.00

8,000.00

%
&.

%ž%ž, -%' &\$

'ž) \$, ", \$

1, 272, 112, 263. 31	1, 326, 540, 551. 03
1, 272, 112, 263. 31	1, 326, 540, 551. 03
30, 447, 748. 19	53, 614, 123. 21
5, 252, 901. 17	13, 782, 518. 15
15, 707, 542. 17	94, 25

	1, 554, 687, 818. 21	4, 009, 896, 899. 19	1, 555, 421, 563. 58	195, 189, 316. 43	7, 315, 195, 597. 41
	479, 389. 95	4, 002, 150, 853. 57	1, 555, 163, 405. 83	133, 674, 223. 52	5, 691, 467, 872. 87
	1, 554, 208, 428. 26	7, 746, 045. 62	258, 157. 75	61, 515, 092. 91	1, 623, 727, 724. 54
	1, 554, 687, 818. 21	4, 009, 896, 899. 19	1, 555, 421, 563. 58	195, 189, 316. 43	7, 315, 195, 597. 41

2021 12 31

()

5, 392, 763, 957. 34
20241, 894, 712, 121. 61
1, 204, 725, 052. 802023
2025

1, 466, 151, 802. 68

3 —

1		1, 710, 040, 536. 63
2		1, 313, 736, 948. 62
3		329, 929, 677. 07
4		191, 100, 010. 34
5		101, 365, 480. 65

62

	11, 665, 795. 10	15, 442, 852. 10
	9, 974, 883. 68	11, 350, 727. 93
	6, 602, 696. 79	4, 379, 588. 52
	4, 241, 954. 25	4, 976, 863. 28
	37, 793. 76	35, 010. 00
	4, 515, 862. 17	4, 511, 688. 64
	559, 848, 453. 75	395, 826, 140. 22
	5, 071, 814. 11	1, 735, 612. 40
	601, 959, 253. 61	438, 258, 483. 09

66

	197,178,436.33	111,971,780.20
	11,947,353.20	16,368,370.53
	-127,305,976.04	142,766,151.48
	5,052,027.71	4,158,267.44
(+ -	4,656,679.21	68,808.91
	5,259,124.10	2,815,012.96
	72,892,938.11	245,411,650.46

67

	192,290.08	173,054.52
	6,863,736.34	6,008,049.25
	202,937.68	133,597.64

68

2022 2021

	5,788,224.11	1,039,566.44
	885,804.92	66,412,660.83
	119,242.03	47,055.39
	2,563,440.24	2,348,480.89
		779,150.08
8	9,356,711.30	4

2021

75

	196,057.10	224,822.06	196,057.10
	2,969.72	481,26	

78

1

79

1

1		
	147, 937, 752. 24	154, 263, 274. 78
	245, 672, 099. 31	27, 295, 205. 91
	46, 081, 011. 38	27, 105, 236. 23
	116, 156, 180. 24	106, 749, 404. 81
	3, 315, 244. 10	3, 466, 252. 34
	3, 255, 124. 22	3, 162, 520. 54
	16, 282, 754. 72	18, 001, 496. 95

2

	419, 704. 20
	419, 704. 20
	419, 704. 20

3

4

	2, 315, 973, 942. 91	2, 250, 625, 542. 96
	4, 170, 848. 27	5, 680, 623. 94
	2, 302, 964, 503. 85	2, 235, 234, 613. 75
	8, 838, 590. 79	9, 710, 305. 27
	2, 315, 973, 942. 91	2, 250, 625, 542. 96

80

81

	174, 910, 585. 39	
	4, 217, 275, 328. 90	
	3, 268, 068. 70	
	318, 348, 813. 41	
	471, 898, 552. 70	
	5, 185, 701, 349. 10	

82

1

	60, 424, 843. 62	6. 96460	420, 834, 865. 87
	1, 387, 519. 43	7. 42290	10, 299, 418. 00
	133, 895, 745. 25	0. 89327	119, 605, 052. 36
	1, 005, 150, 075. 22	0. 01130	11, 358, 195. 85
	80, 071, 094. 80	0. 12500	10, 008, 886. 85
	574, 404, 335. 40	0. 05650	32, 453, 844. 95
	6, 803, 216, 253. 54	331. 51840	20, 521, 383. 59
	2, 529, 548, 327. 75	533. 21510	4, 743, 954. 79

2

83

84

1

	176,000.00		8,000.00
	7,352,518.88	/	7,352,518.88
	7,528,518.88		7,360,518.88

2

85

1

1

5

6

2


1

2

3

3

4



29.75%

100.00%

100.00%

100.00%

90.00% 9.90%

100.00%

100.00%

100.00%

100.00%

70.00%

100.00%



99.90%

100.00%



373,397,192.97	41,708,511.86	415,105,704.83	544,057,153.60	544,057,153.60	374,599,125.00	32,789,747.61	407,388,872.61	499,897,204.16	499,897,204.16
227,533,229.15	3,238,919.67	230,772,148.82	24,484,108.34	2					



2,059,092.85 -36,443,117.22 -36,443,

5

0

2022

4

5

2

2

3

1




30.00%

B

b

0'

&"



9,344



5

6

7

8

9

1



Gy

5

1

/

393,429,136.53

67,105,453.39

18,867.92

2 / /

3

		25,142.84	6,095.24
		142,933.87	
		27,428.56	27,428.56
		15,238.10	
		239,454.30	440,255.23
		75,436.60	155,073.66
		629,964.29	1,218,014.29
		1,155,598.56	1,846,866.98

						75,334.82	100,446.43	1,998.17	7,284.30	436,491.79	166,498.78

4

	12,564,000.00	2021	03	21
	83,000,000.00	2021	02	19
	83,000,000.00	2022	02	18
	97,063,500.00	2021	07	01
	100,000,000.00	2022	07	29
	114,761,000.00	2021	06	24
	19,353,728.99	2022	06	28
		2023	09	21
		2022	02	19
		2024	02	17
		2022	07	01
		2023	07	28
		2024	06	24
		2023	06	28

&\$&&

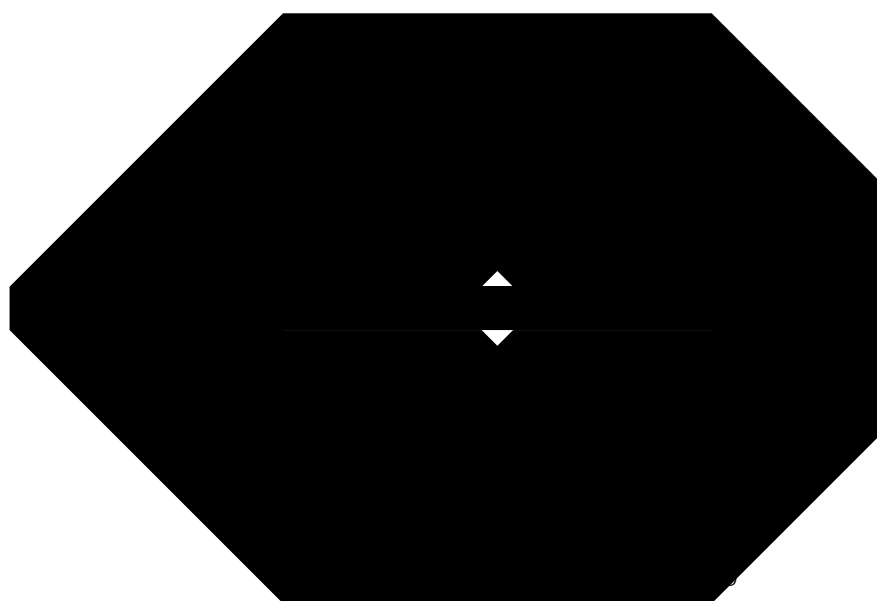
% \$\$i

5

	6,400,000.00	2022 06 01		
	20,500,000.00	2022 02 01	2024 02 01	
	57,000,000.00			
	27,000,000.00			
	159,926.67			
	33,000,000.00			
	90,000,000.00			
	60,000,000.00			

6

7



J

6

1

2

		162,290,000.00
	4,797.26	110,902.75
	2,116,441.03	1,474,061.82
	445,472,695.45	364,998,259.40
	4,000.00	4,000.00
	16,000.00	16,000.00
	493,465,897.53	500,280,873.37
	6,077,576.70	5,392,749.11
	39,175,414.82	2,772,973.20
	55,970.76	496,428.73
	8,450.00	8,450.00
	372,753.97	
	298,742.13	
	15,000.00	848,300.00
	100,876,544.74	77,742,164.31
	14,536.00	13,014,536.00


		6,000.00	6,000.00
		0.00	0.00
		3,200.00	3,200.00
			867.92
		10,673,132.43	9,469.91
		2,775,160.03	2,775,160.03
			29,148,848.08
		48,174.60	44,093.67
		36,587,538.29	36,587,538.29
		68,542,754.07	67,833,222.88
		4,619,365.66	4,619,365.66
		1,141.44	1,141.44
		12,849,131.62	11,199,414.26
		2,594,870.00	2,048,874.69
		0.00	1,368,641.49
		440,975.00	440,975.00
		6,900,000.00	6,900,000.00
	-- 1	430,779.46	394,287.60
		2,510,000.00	2,510,000.00
		980,000.00	980,000.00
		996,034.00	996,034.00

7

8

1

F2 — 2SQ0` P — 2SQ0`



		0.00
		350,880.00
		0.00
		0
2017		86.00
	3.68 /	29,2400
2019		35.0880
2022	9	2017

2. 906667 / 2. 896667 /
 2 2022 9
 0. 07% 103. 2 34% 34% 86
 0. 022% 35. 0880

2

	52, 365, 858. 13
	15, 890. 06

3

1

2



3

4

1

1

2

2

3

1

2

4

5

6

1

%

]”

]]"

]]]"

&

1

1

75,288,288.11	5.80%	66,299,132.44	88.06%	8,989,155.67	73,960,471.99	6.78%	50,226,519.46	67.91%	23,733,952.53
---------------	-------	---------------	--------	--------------	---------------	-------	---------------	--------	---------------

72, 324, 507. 44

	909, 487, 028. 18	72, 324, 507. 44	7. 95%
	312, 483, 568. 69	0. 00	0. 00%
	1, 221, 970, 596. 87	72, 324, 507. 44	

1	1	825, 874, 185. 12
1	2	179, 930, 718. 74
2	3	67, 967, 811. 39
3		223, 486, 169. 73
	3 4	13, 135, 171. 91
	4 5	855, 135. 34
	5	209, 495, 862. 48
		1, 297, 258, 884. 98

2



5



4

	293,087,659.43	22.59%	24,038,065.00
	194,827,462.29	15.02%	0.00
	173,858,692.89	13.40%	57,070,528.66
	127,312,061.86	9.81%	9,676,550.77
	98,983,466.68	7.63%	6,826,482.32
	888,069,343.15	68.45%	

5

6

2

		259,000,000.00
	6,674,316,245.48	5,686,901,238.63
	6,674,316,245.48	5,945,901,238.63

1

1

2

3

2

1

()		
		259,000,000.00
		259,000,000.00

2

1

3

3

1

	7, 611, 943. 68	7, 209, 423. 54
	42, 656, 256. 06	31, 044, 480. 04
	15, 429, 528. 43	13, 394, 832. 32
	136, 908, 847. 74	126, 391, 009. 23
	2, 492, 274. 21	701, 051. 58
	6, 617, 966, 674. 20	5, 644, 383, 774. 50
	6, 823, 065, 524. 32	5, 823, 124, 571. 21

3

g

	136, 223, 332. 58	2, 160, 393. 94	14, 339. 82		10, 379, 892. 14	148, 749, 278. 84
	136, 223, 332. 58	2, 160, 393. 94	14, 339. 82		10, 379, 892. 14	148, 749, 278. 84

4


5

å

v

ü





21, 282, 348.63
16, 530, 440.66
25, 572, 125.54
51, 000, 000.00
4, 750.5

21, 282, 348.63
16, 530, 440.66
25, 572, 125.54
51, 000, 000.00

()

1, 894, 712, 121. 61 2023 1, 466, 151, 802. 68 5, 392, 763, 957. 34
 1, 204, 725, 052. 80 2025 2024

5

	84, 498, 017. 93	513, 895, 446. 14
	2, 773, 699. 25	- 12, 037. 89
		- 118, 426, 323. 65
	119, 242. 03	47, 055. 39
	2, 563, 440. 24	2, 282, 696. 93
	89, 954, 399. 45	397, 786, 836. 92

6

6

1



5

5 u

1 ---

	102, 528, 018. 06	100% 102, 528, 018. 06	-- 1

2

		/	/
	0. 59%	0. 0194	0. 0194
	0. 44%	0. 0143	0. 0143

3

1

2

3

4