

"	"	"	"
1, 570, 754, 217	10	2023 12 31	0.1



2023 1 1 2023 12 31



EPC

Engineering Procurement Construction

800

000797

CHINA WUYI CO., LTD.

CHINA WUYI

89 4

350001

2009 5 14

240

89

29

2015 5 26

89

4

89

29

89 4

350001

<http://www.chinawuyi.com.cn/>

[gzb@...@](mailto:gzb@...)

	()
	152 B 7-9

	2023	2022		2021
	9,486,802,816.03	7,315,195,597.41	29.69%	8,666,738,972.06
	39,010,956.14	30,447,748.19	28.12%	53,614,123.21
	18,248,615.87	22,526,150.76	-18.99%	30,866,241.14
	1,270,159,120.88	641,355,271.61	98.04%	755,405,498.84
/	0.0248	0.0194	27.84%	0.0341
/	0.0248	0.0194	27.84%	0.0341
	0.76%	0.59%	0.17%	1.01%
	2023	2022		2021
	22,970,239,878.91	22,906,439,078.97	0.28%	21,245,850,096.80
	5,050,270,496.49	5,146,257,618.55	-1.87%	5,152,291,816.59

1


2



3

	2028. 12. 22			
	2024. 12. 31			
	2024. 12. 31			
	2024. 12. 31			
	2024. 12. 31			
	2024. 12. 31			
	2024. 12. 31			
	2024. 12. 31			

3 --



11	45,417.00	2017	10	62	75.00%	1,754.35	20,994.89	18,015.89	1,002.77
12	87,081.00								

5

ISO 19001:2016/ISO 9001:2015

1 - V

2

6

ISO 45001

"

"

3 --

37.27 721 m²

A B

o

/

70.00%	2013	12	01	48.74%	285,437.80	729,811.20	171,521.60	307,548.10	1,707,949.00	832,405.55
85.00%	2003	05	01	100.00%	449,455.00	625,692.73		625,692.73	388,392.00	395,699.99
65.00%	2015	08	01	100.00%	18,738.00	39,325.00		39,325.00	61,169.83	63,095.43
65.00%	2009	09	01	100.00%	128,916.00	179,573.05		179,573.05	71,457.00	109,011.00
100.00%	2015	03	01	100.00%	105,124.30	178,098.00		178,098.00	200,000.00	182,171.77
100.00%	2023	02	01	72.24%	30,922.06	68,028.41			210,000.00	151,707.14
29.75%	2015	09	01	100.00%	18,587.00	48,122.00		48,122.00	49,790.00	48,923.76
95.00%	2004	07	01	78.08%	143,928.00	358,821.27		312,048.79	283,138.35	221,062.01

0

4

/



5

			65.00%	1,197.04	1,197.04	100.00%
			51.00%	39,633.44	12,771.40	32.22%
			85.00%	10,653.32	10,653.32	100.00%
			90.00%	1,137.30	1,137.30	100.00%
			100.00%	25,093.30	8,658.37	34.50%
25			100.00%	378.20	378.20	100.00%
22			100.00%	250.93	250.93	100.00%
			100.00%	1,163.77	764.21	77.00%
			100.00%	11,167.78	10,992.45	96.00%

6

7

/						
		1	1-2	2-3	3	
6,314,706,779.72	2.9%	6.2%	3,155,776,900.24	499,286,000.00	1,399,200,000.00	1,260,443,879.48
182,131,391.43	3%	4%	182,131,391.43			
489,971,904.30	5.46%		489,971,904.30			
0.00						
1,263,210,000.00	8.35%	8.4%	500,210,000.00	763,000,000.00		
0.00						
361,307.65	4.2%		103,178.57	258,129.08		
8,250,381,383.10			4,328,193,374.54			



"

"

"

"

OX

30 J

ENR)

250

2018

6

AAA

mý

100

"

(

)"

4

3

99D)

"

"

20

"

"

"

" "

" "

" "

" "

"

1

		94. 87	29. 69 %
	3, 901. 10	28. 12%	0. 0248 /
229. 70			50. 50
1. 87%			

1

		65. 44	63. 20%
19. 5		33. 79	14. 50
16. 70			

2

		12. 32	20. 72%
17. 10		16. 66	

3

16. 37

22

"

"

2023

"

"


"

100 "

4

5, 205. 71

530



2023

2

1

2023

2022

9, 486, 802, 816. 03

7, 315, 195, -

8

	1, 285, 158, 087. 43
	13. 55%
	0. 00%

5

1	475, 134, 739. 66	5. 01%
2	237, 286, 309. 8¢	

5

4

1

	2023	2022	
	54	48	12.50%
	0.83%	0.67%	0.16%
↓			
	47	39	20.51%
	7	7	
	0	2	-100.00%
↓			
30	16	20	-20.00%
30-40	22	18	22.22%
40 40	16	10	60.00%


2

	2023	2022
	9,220,000	42,000,000

U P Q R S T U V W X Y Z

Q R S T U V W X Y Z

Q R S T U V W X Y Z



2,327,920,425.04	10.13%	2,499,123,285.79	10.91%	-0.78%
------------------	--------	------------------	--------	--------

2,641,564,355.19	11.50%	4,004,834,650.89		
------------------	--------	------------------	--	--



1, 284, 611, 410. 82

2

1.	15,327,200.00	-2,278,283.59			7,872,539.35	-11,975,155.76		8,946,300.00
3.	4,902,100.00				5,300,000.00			10,202,100.00
4.	16,190,399.20		33,993.72					16,224,392.92
	36,419,699.20	-2,278,283.59	33,993.72		13,172,539.35	-11,975,155.76		35,372,792.92
	36,419,699.20	-2,278,283.59	33,993.72		13,172,539.35	-11,975,155.76		35,372,792.92
	0.00	0.00	0.00		0.00	0.00		0.00

4

1



688778 3,881,759.35 -1,106,959.35 3,881,759.35 24,262.43 2,774,800.00
6005

1

2

10%



30,000,000.00	283,045,904.30	-77,835,631.90	97,085,095.10	-79,632,340.27	-79,632,346.34
200,000,000.00	249,341,207.94	230,528,302.57	7,905,243.14	-4,322,851.96	-4,970,073.33
21,282,348.63	956,826,022.88	278,110,315.35	2,823,230.15	-5,277,300.16	-5,195,955.28
30,000,000.00	1,041,456,620.83	15,207,540.69		-7,864,409.83	-5,862,746.38
30,000,000.00	885,664,895.81	18,902,763.55		-10,288,445.07	-7,702,262.29
	723,253,251.60	-30,939,851.60		-8,293,726.58	-8,294,297.34
125,000,000.00	226,567,756.72	197,026,520.19	4,366,189.30	-7,253,596.81	-9,261,520.29
30,000,000.00	569,222,942.88	-19,584,432.88	25,506,764.62	-24,870,254.80	-18,857,283.41
600,000,000.00	1,055,516,949.71	245,000,569.33	1,722,746,569.69	-16,010,328.88	-24,264,953.95
82,000,000.00	410,703,912.88	-161,979,232.56	537,327.97	-29,602,545.69	-33,027,783.

70%
55%
MAG 1200kt/a 2013 3

105-105A

51%

95%

51%

99%

85%

99.99%

2024

" "

5%

2025

ENR

" 12345"

"

"

1



2023


2023

55.10%

2023 03 23

2023 03 24

1



50	2022	04	13
57	2019	01	31
58	2022	05	06

202, 810

2023 3 28 4 13

2023

2023 12 1



2023 04 13
2023 04 13
2023 04 13

1965 11

1982 6

2024 3 25

2024

1990 11

1974 5

1977 10

CPA

UI UC Freeman

Baruch

1968 3

()

1986 7

			2021 09 16		
			2023 12 18		
			2021 09 16		
			2021 09 16		
			2021 04 23		

			2021 11 30		
			2021 12 20		
			2009 08 01		
			2016 09 01		
			2022 05 09		

3

7.2 /

2023 03 28

2023 03 29

> <
2023

2022

2022

2022

2022

2023

2022

2023 04 11

2023 04 12

2022

2022

2023

2022

2022

2023

2023 04 25

2023 04 26

2023

2022

2023 07 04


2023 07 05

E+


06

E


¥



2



12	2	10	0	0	4
12	2	10	0	0	4
12	2	10	0	0	4
4					



2023 01 06

2

1

3

10

0

	30%	30%
	30%	30%
		0
		0
		0
		0

2

	2023 12 31
	2024 04 13
	2024-063

ê

1

				1997 05 08	9999 12 31	
				2010 06 22	9999 12 31	

2

"

"

"

"

	()
	225
	27
	5 2

2023

55

() 2022

140

2022



2016 7 15
2016 7 18

2023 5 26

4,857,756.03

4,857,756.03

2023 5 26

2023 5 30

2019 10 23

1999

2 1,600

2018 02 92 4,857,756.03

2001

2,500

] 242

2023 06

2023 8 4

5,113.48

2020 5 26

485.78

2023 9 6

, 2020 7 22

2023 12

2023

] 22 -

5 25

60.88

2024 2 19

E vwBui

11
12 19

2023 3 13
Bel go

4 14

2024 3 20
menti on

menti on 5 9

(

311. 75319

129. 233097

680

7

3. 872

0. 5

1167. 963852

2024 1 23

1

2

3

4

5

6

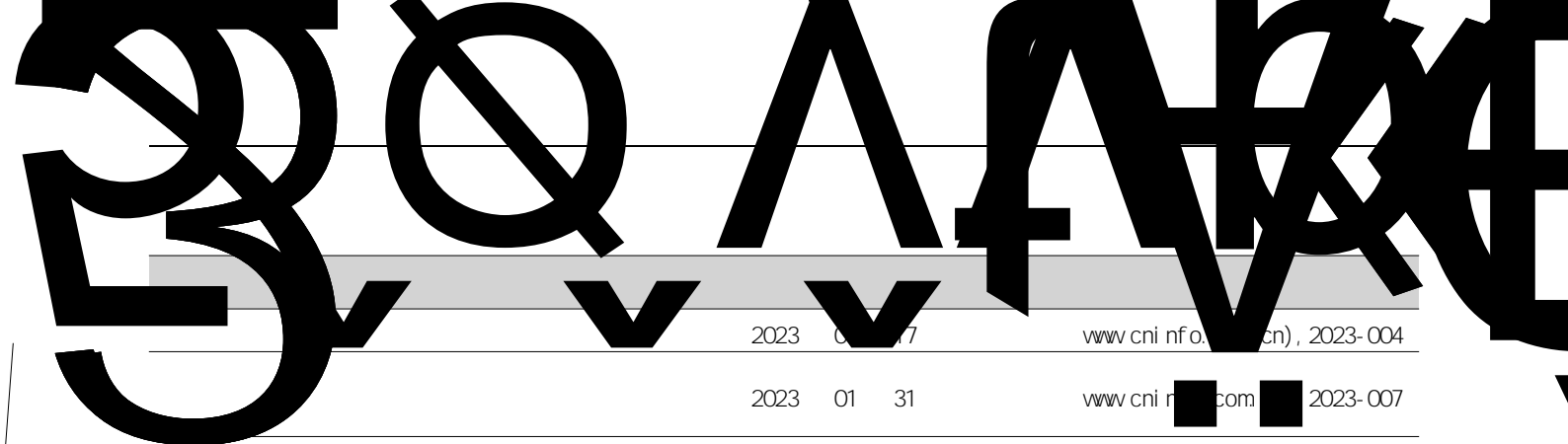
7

NO. 2022G47


ni	= ^ W 5	44, 788	2023	1	29
			2023	1	17
			2023		

!





2023	0	17	www.cni.nf.o.(cn), 2023-004
2023	01	31	www.cni.n[redacted].com[redacted] 2023-007
2023	02	21	www.cni.nf.o.(com.cn), 2023-012
2023	03	08	www.cni.nf.o.(com.cn), 2023-021
2023	09	01	www.cni.nf.o.(com.cn), 2023-104
2023	12	23	www.cni.nf.o.(com.cn), 2023-138
2024	02	08	www.cni.nf.o.(com.cn), 2024-015
2024	03	26	www.cni.nf.o.(com.cn), 2024-035



A1		0			A2		0			
A3		0			A4		0			
	2021 08 25	140,000	2021 08 24	0				2		
	2023 05 13	140,000	2023 05 11	2,561.74				5		
	2023 05 26	35,000	2023 05 25	33,000				2		
	2020 04 23	50,000	2020 03 03	0				3		
	2022 05 28	50,000	2022 05 26	49,021				3		
	2022 12 31	45,000	2022 12 29	44,300				3		
	2023 11 22	36,000	2023 11 20	10,000				2.5		
	2023 08 03	92,000	2023 08 02	74,728				5		
()	2023 04 06	15,000	2023 04 03	482.49				1		
()	2022 05 21	15,000	2022 05 19	0				1		
()	2022 11 19	8,000	2022 11 17	962.64				1		
()	2022 05 20	3,000	2022 05 18	0				1		

()	2022 11 17	10,000	2022 11 15	2,261	1
()	2023 05 16	10,000	2023 05 12	2,190.37	1
()	2021 12 16	9,900	2021 12 14	0	2
()	2022 09 16	15,000	2022 09 14	0	1
()	2023 11 28	15,000	2023 11 24	1,696.66	1
()	2023 12 28	10,000	2023 12 26	210	1
()	2022 11 02	18,000	2022 10 31	0	1
()	2023 04 28	6,000	2023 04 26	0	1
()	2023 11 23	24,000	2023 11 21	7,677.31	1
()	2023 10 17	7,000	2023 10 13	6,255.85	1
()	2022 11 02	10,000	2022 11 01	4,598.56	3
()	2022 07 09	18,000	2022 07 07	12,089.29	3
()	2022 01 29	7,500	2022 01 28	0	1
()	2023 02 23	3,000	2023 02 21	882.66	1
()	2022 01 28	3,000	2022 01 26	0	1
()	2023 09 23	15,000	2023 09 21	5,000	1
()	2022 08 24	5,000	2022 08 24	0	1
()	2023 01 14	5,000	2023 01 12	0	1
B1			1,046,607	B2	820,400

B3	1,046,607	B4	257,917.57
----	-----------	----	------------

2020 09 30	35,212	2020 10 31	35,212		364
2021 04 26	4,081	2021 12 16	4,081	7	364

3

1

2

4

2023 3 7

857,330

1 =7.1091

6,094,844

CBD Company LTD

92

1 =7.1075

6,538,900

2023 3 8 2023 6 8

2023-022 085

)

2023 3 14

2,264.30

2023 10 17

1

		589,707	0.04%	589,707 0.04%
1				
2				
3		589,707	0.04%	589,707 0.04%
4		589,707	0.04%	589,707 0.04%
		1,570,164,510	99.96%	1,5

2

	152,107			152,107		2027/9/24
	175,508	58,503		234,011		2024/9/24
	4,680			4,680		2027/9/24
	234,011		58,503	175,508		2024/9/24
	23,401	7,800	7,800	23,401		2027/9/24
	589,707	66,303	66,303	589,707	--	--

1

2

3

1



10	/	
		10

539,335,010	539,335,010
322,733,638	322,733,638
8,534,500	8,534,500
6,556,082	6,556,082
6,073,218	6,073,218
5,289,268	5,289,268
5,190,000	5,190,000
5,065,000	5,065,000
4,850,912	4,850,912

6

/

6	0	0.00%	8,534,500	0.54%
	0	0.00%	6,556,082	0.42%
	0	0.00%	4,850,912	0.31%
UBS AG	0	0.00%	0	0.00%
	0	0.00%	0	0.00%
	0	0.00%		

3

	/			
		2004 05 19		

4

80%

5

10%



1998 04 01 100

	2024 04 12
	[2024] 23011900013

2023 12 31

2023

2023 12 31

2023

"

"

1

1

2

68.80%

2023

3

4

5

6

1

"

8

	2, 327, 920, 425. 04	2, 499, 123, 285. 79
	182, 131, 391. 43	326, 600, 516. 24
	2, 657, 624, 732. 88	2, 158, 807, 750. 46
	922, 086. 23	924, 695. 30
	2, 641, 564, 355. 19	4, 004, 834, 650. 89
	88, 672, 445. 33	107, 993, 184. 19
	2, 618, 895, 474. 33	1, 503, 845, 524. 79
	583, 638, 502. 97	507, 982, 421. 21
	1, 113, 239. 14	1, 113, 237. 78
	1, 864, 459, 227. 24	2, 011, 612, 487. 27
	278, 817, 897. 16	369, 981, 757. 01
	13, 244, 646, 537. 80	13, 491, 706, 273. 15
	3, 921, 929, 879. 48	3, 189, 594, 493. 74
		488, 881, 818. 76
	258, 129. 08	460, 494. 22
	12, 275. 48	12, 275. 48
	44, 865, 041. 22	32, 480, 697. 53
	168, 000. 00	176, 000. 00
	3, 898, 990. 60	3, 909, 214. 69
	3, 971, 132, 315. 86	3, 715, 514, 994. 42
	17, 215, 778, 853. 66	17, 207, 221, 267. 57
	1, 570, 754, 217. 00	1, 570, 754, 217. 00
	2, 085, 132, 322. 93	2, 085, 132, 322. 93
	- 238, 364, 302. 29	- 131, 698, 622. 24
	360, 118, 169. 26	340, 470, 132. 70
	1, 272, 630, 089. 59	1, 281, 599, 568. 16
	5, 050, 270, 496. 49	5, 146, 257, 618. 55
	704, 190, 528. 76	552, 960, 192. 85
	5, 754, 461, 025. 25	5, 699, 217, 811. 40
	22, 970, 239, 878. 91	22, 906, 439, 078. 97

2

	2023 12 31	2023 1 1
	563,489,030.84	636,900,165.53
	8,946,300.00	10,344,200.00
	890,456,441.51	1,158,635,245.10
	34,452,393.95	80,071,849.11
	6,886,702,660.91	6,674,316,245.48
	68,567,987.36	104,769,446.25
	866,812,951.25	1,065,916,981.36
	21,019,609.95	33,760,873.11
	9,340,447,375.77	9,764,715,005.94
	937,203,304.39	937,203,304.39
	2,231,225,256.32	2,181,055,461.06
	15,732,990.36	16,566,847.92
	145,156,932.59	197,478,392.29
	336,273.29	788,515.69
	13,437,226.53	10,553,789.33
	1,102,047.18	1,348,546.60
	140,432,146.49	62,581,137.98
	3,484,626,177.15	3,407,575,995.26
	12,825,073,552.92	13,172,291,001.20

	2,040,000,000.00	2,343,000,000.00
	410,239,063.32	391,719,501.94
	13,714.29	301,641.58
	220,077,362.43	295,537,247.55
	58,329,133.38	71,256,297.77
	119,763,309.87	172,946,125.75
	1,947,840,996.40	1,798,204,486.19
	1,141,965,006.14	1,301,556,674.85
	12,664,826.06	14,885,562.12
	5,950,893,411.89	6,389,407,537.75
	1,838,486,000.00	1,477,961,101.35
		488,881,818.76
	258,129.08	337,524.29
	43,034,357.01	30,631,791.30
	1,881,778,486.09	1,997,812,235.70
	7,832,671,897.98	8,387,219,773.45
	1,570,754,217.00	1,570,754,217.00
	452,150,857.33	452,150,857.33
	38,003,813.08	11,446,209.30
	360,118,169.26	340,470,132.70
	2,571,374,598.27	2,410,249,811.42
	4,992,401,654.94	4,785,071,227.75
	12,825,073,552.92	13,172,291,001.20

3

	2023	2022
	9,486,802,816.03	7,315,195,597.41
	9,486,802,816.03	7,315,195,597.41
	8,242,618,364.75	6,645,159,485.48
	5,936,723,310.10	5,537,644,078.09
	1	

4

2023

5



6

2023

2022


1, 364, 269, 252. 09	1, 704, 061, 033. 40
1, 239, 827. 43	4, 616, 023. 39
1, 297, 772, 120. 94	1, 356, 163, 987. 37
2, 663, 281, 200. 46	3, 064, 841, 044. 16
931, 779, 359. 32	1, 187, 207, 678. 52
273, 106, 590. 31	320, 719, 106. 18
110, 061, 872. 94	137, 496, 232. 03
1, 108, 787, 802. 64	1, 927, 737, 072. 63
2, 423, 735, 625. 21	3, 573, 160, 089. 36



2022

1, 570, 754, 217. 00	2, 085, 116, 432. 87	1, 019, 891. 20	-109, 888, 436. 92	335, 217, 231. 53	1, 272, 112, 263. 31	5, 152, 291, 816. 59	457, 298, 204. 43	5, 609, 590, 021. 02
----------------------	----------------------	-----------------	--------------------	-------------------	----------------------	----------------------	-------------------	----------------------

1, 570, 754, 217. 00	2, 085, 116, 432. 87	1, 019, 891. 20	-109, 888, 436.
----------------------	----------------------	-----------------	-----------------



19 35

1997 6
6, -3 0

[1997] 343 344

7, 700

" " — — " "

3

2024 4 12

4

" "

1

— —

15 — —

2023

2

12

;

1

2

1 1 12 31

3

12

22 —

3

7

1

1
2
3

:

1
2

1
2
3

4

2)

2
3
4
5
2

9

10

1

1

2

3

4

2

1

"

"

2

3

4

11

1

14 ---

14 ---

1

2

3

2

1

(5)

1

2

(6)

1)

12

12
12

12

12

2

A
B

C

D
E
F

3

H

4

12

5

6

1

2

10

12

13

1

EPC+F , DBB EPC EPC+F , DBB EPC

2

3 —

"

"

14

11

15

12

16

1

2

17

1

2

17 ---

3
1
" 2
3

18

1.

1
2

2

2

1

A

B

20 ---

2

A

B

C

7 ---

D

3

1

2

22 ---

12

8 — —

3

23

24

29

24

1

2

		20- 35	4%	4. 80- 2. 74%
		4- 10	4%	24. 00- 9. 60%

		5-14	4%	19. 20- 6. 86%
		2-5	4%	48. 00- 19. 20%
		3-8	4%	32. 00- 12. 00%

4 12

4 10

4-6

25

1

2

3

4

26

1

1

3

1

2

2

1
2
3

31

1

32

33

1

2

1

" "

2

A.

B.

C.

A B

1
2

1
2
3

1
2
3

O

3

1

2

1

4

1

2

> 2

A

†

+ Χρόνος

1

2

3

41

1

1

A.

B.

C.

D.

30

2

3

12

2

1

2

11

3

37

1

2

4

1

2

3

5.

1

37 —

22 —

2

A.

B.

C.

D.

E.

22 ---

22

43

1

2022	11				16								
	2022	31		"	16	"	"						
			"	2023	1	1							

" 2022 11 30 16 2023 1 1 "

16

18 ---

2023 1 1

16

2

3 2023


1

	<p>4 1 3% 5% 6% 9% 13%</p> <p>15% 16%</p> <p>15% 12%</p>	2019
	<p>30% 35%</p> <p>20% 30%</p> <p>30%</p> <p>2023 2023 6 1 1 2024</p> <p>12 31 25% 20% 100</p>	
	<p>1%–5%</p> <p>30% 60%</p>	
	<p>3%</p>	

2

3

1



4, 079, 667. 95	4, 170, 848. 27
2, 596, 117, 845. 80	2, 307, 965, 503. 85
158, 054, 421. 57	178, 748, 176. 18
2, 758, 251, 935. 32	2, 490, 884, 528. 30

2



6

5

1

1	1	594, 685, 786. 56	1, 442, 738, 527. 96
1	2	481, 923, 190. 69	201, 177, 945. 92
2	3	90, 501, 633. 43	70, 482, 176. 67
3		319, 515, 642. 28	284, 175, 084. 07
3	4	45, 201, 585. 73	19, 538, 229. 83
4	5	13, 993, 822. 82	957, 280. 24
5		260, 320, 233. 73	263, 679, 574. 00
		1, 486, 626, 252. 96	1, 998, 573, 734. 62



75,929,647.30 5.11% 6 7



1 1% 5 2 0.00 9 1



	154,067.87	154,067.87	123,526.98	123,526.98	100.00%	
			60,000.00	60,000.00	100.00%	
FORTUNE BAY RESOURCES PTE. LTD.	22,508,546.69	47,042.86				
VITAL MATERIALS CO., LIMITED	20,925,825.00	341,126.14				
MELLOWER COFFEE HOLDING COMPANY PTE LTD	15,700,962.22	32,815.01				
DZT RESOURCES LIMITED	8,472,931.78	17,708.43				
HONGKONG MEI LANGGELAN ELECTRIC LTD.	6,973,619.52	29,149.73				
MELLOWER COFFEE (SINGAPORE) PTE LTD	6,712,122.80	14,028.34				
SANMU EXPRESS LIMITED	6,224,610.80	13,009.44				
ELECTRONIC 2000	5,497,328.38	22,978.83				
HONGKONG ABUND TRADING CO., LTD	5,446,502.47	11,383.19				
MINCOM LTD	5,306,542.91	22,181.35				
REAL CONCEPT HK	5,251,916.90	21,953.01				
Longfor Trading PTE LTD	2,412,575.33	5,042.28				
CHINESE EGYPTIAN MINING & MINING INDUSTRY COMPANY	1,878,852.96	11,780.41				
	10,896.42	10,896.42				
	189,280,277.08	67,568,982.67	75,929,647.30	68,722,412.75		

	1, 282, 816, 258. 38	236, 089, 689. 44	18. 40%
	127, 880, 347. 28	0. 00	0. 00%
	1, 410, 696, 605. 66	236, 089, 689. 44	

3

	67,568,982.67	60,000.00	15,048.00	10,974.14	1,119,452.22	68,722,412.75
	128,837,978.70	139,789,673.48	10,263,825.87	619,216.85	-21,654,920.02	236,089,689.44
	196,406,961.37	139,849,673.48	10,278,873.87	630,190.99	-20,535,467.80	304,812,102.19

4

	630,190.99

5

	254,989,833.59	203,293,971.45	458,283,805.04	16.57%	143,826,590.93
	34,002,017.26	230,036,485.71	264,038,502.97	9.55%	154,125,182.49
	25,975,810.65	185,285,896.55	211,261,707.20	7.64%	21,199,009.18
	184,628,700.41	0.00	184,628,700.41	6.67%	60,605,871.13
	179,588,700.00	0.00	179,588,700.00	6.49%	1,850,120.77
	679,185,061.91	618,616,353.71	1,297,801,415.62	46.92%	381,606,774.50

6

1



- 280,625,319.57 49,215,756.97 231, : 9



	768,740,203.52	132,330,039.22	17.21%
	276,392,438.08	46,322,763.07	16.76%
	1,045,132,641.60	178,652,802.29	

4

				/
				6,291,919.04
	92,029,150.61	9,323,186.39		-8,861,845.96
	24,593,583.48	2,383,852.36		-5,779,420.18
	116,622,734.09	11,70-		

4

5

2

1

	1, 607, 899. 68	1, 929, 479. 62
	1, 607, 899. 68	1, 929, 479. 62

2

1

	2, 143, 866. 24	3 4		
	2, 143, 866. 24			

	2, 143, 866. 24	535, 966. 56	25. 00%
	2, 143, 866. 24	535, 966. 56	

	12			
2023 1 1	214, 386. 62			214, 386. 62
2023 1 1				
--	- 214, 386. 62	214, 386. 62		
		316, 669. 09		316, 669. 09
		4, 910. 85		4, 910. 85
2023 12 31		535, 966. 56		535, 966. 56

4

	214, 386. 62	316, 669. 09		4, 910. 85	535, 966. 56
	214, 386. 62	316, 669. 09		4, 910. 85	535, 966. 56

5

3

1

	5, 160, 841. 07	8, 221, 398. 64
	63, 481, 450. 54	71, 510, 564. 26
	108, 099, 341. 39	106, 972, 789. 10
	393, 415, 226. 71	226, 557, 753. 99
	41, 096, 006. 77	59, 094, 092. 24
	611, 252, 866. 48	472, 356, 598. 23

2

1	1	196,348,124.71	90,478,000.66
1	2	37,979,293.79	8,502,807.32
2	3	6,757,226.22	24,623,360.32
3		370,168,221.76	348,752,429.93
3	4	19,707,491.44	6,296,323.95
4	5	5,217,667.57	3,740,265.12
5		345,243,062.75	338,715,840.86
		611,252,866.48	472,356,598.23



	234,649,754.88	38.39%	233,6
--	----------------	--------	-------

88, 601, 683. 38



6

		165,000,000.00	1	26.99%	1,650,000.00
		124,339,722.90	5	20.34%	124,339,722.90
		34,432,962.81	5	5.63%	34,432,962.81
		27,049,297.38	5	4.43%	27,049,297.38
		20,250,000.00	1	813,932.48	3.31%
			1 2	19,436,067.52	0.00
		371,071,983.09		60.70%	187,471,983.09

7

9

1

1	87,626,521.60	78.32%	258,475,583.10	90.72%
1 2	6,919,373.04	6.18%	19,938,271.62	7.00%
2 3	11,938,316.61	10.67%	3,465,277.32	1.22%
3	5,406,144.91	4.83%	3,021,442.46	1.06%
	111,890,356.16		284,900,574.50	

2

		%
	33,704,653.01	30.12
	8,474,204.58	7.57
	8,417,403.47	7.52
	7,871,934.32	7.04
	7,454,818.59	6.66
	65,923,013.97	58.91

"

"




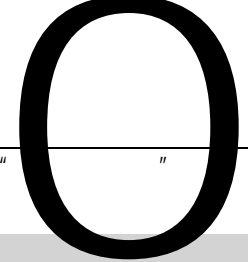
2013 11

2019 10

590,937,900.00



3,905,968.78

3,905,96



A
A1 B1 B2

1992	01		109,068.27		1,581.19		110,649.46		
1997	07		168,828.03		2,447.55		171,275.58		
2019	10		96,210,032.71		3,905,968.78	3,962,768.78	96,153,232.71	1,172,695.38	
2010	12		115,471,631.71		-551,136.65	-1,359,402.34	116,279,897.40	22,091,939.98	
2016	12		88,823,935.20		305,062.31	5,445,691.54	83,683,305.97	2,817,883.41	
2021	03		585,624,695.89		14,727,944.39	63,711,919.42	536,640,720.86	168,318,459.71	
2020	07		15,222,842.35		8,010,232.66	10,604,744.59	12,628,330.42		
2000	05		5,315,376.82				5,315,376.82		
1998	12		84,222.27				84,222.27		
1994	11		56,059.28				56,059.28		
2006	12		4,756,631.10				4,756,631.10		
2015	11		1,583,639.73			325,170.27	1,258,469.46		
1994	12		5,094,410.86			65,454.55	5,028,956.31		
2011	12		47,250.00				47,250.00		
2018	12	-2023	08	111,915,546.48	540,518,665.65	89,123,656.77	563,310,555.36	47,748,351.06	38,256,740.77
2013	10		4,938,092.16		-722,536.61	2,838,967.08	1,376,588.47		
2015	04		43,250,345.60		-8,529,241.18	2,052,845.74	32,668,258.68		
2016	08		25,959,878.38		-3,696,245.36	11,519,308.82	10,744,324.20		
2017	08		108,859,378.22		360,261.65	13,554,721.76	95,664,918.11	2,789,751.04	
2013	06		23,288,000.03				23,288,000.03		



" "

		153,614,345.27	4,064,031.91	149,550,313.36
C	11,336,897.58		1,914,336.80	9,422,560.78
-	3,119,451.96	1,331,470.26	165,954.75	4,284,967.47
-	1,023,524.65		30,104.48	993,420.17
-	4,938,092.16		3,561,503.69	1,376,588.47
-	43,250,345.60		10,582,086.92	32,668,258.68
	63,668,311.95	154,945,815.53	20,318,018.55	198,296,108.93

2

	138,179,250.69	58,119,614.70				196,298,865.39
	105,877,904.25	86,772,644.02		4,212,844.11	24,208.20	188,413,495.96
	2,103,225.21	3,389,563.42		1,123,473.42	636,483.87	3,732,831.34
	246,160,380.15	148,281,822.14		5,336,317.53	660,692.07	388,445,192.69

		1,003,466.67				1,003,466.67	
	21,978,715.20	38,705,978.66				60,684,693.86	
	1,074,877.83	301,441.26		110,622.42		1,265,696.67	
	2,840,073.76					2,840,073.76	
	16,759,528.81	26,815,148.23		2,945,070.71		40,629,606.33	
		249,852.50			24,208.20	225,644.30	
	121,865,588.31	56,017,627.99				177,883,216.30	
		1,575,292.12				1,575,292.12	
	4,010,660.17			12,966.19		3,997,693.98	
	264,215.33			264,215.33			
	75,020,022.82	17,589,292.07		786,077.16		91,823,237.73	
	2,103,225.21	3,389,563.42		1,123,473.42	636,483.87	3,732,831.34	
	156,675.13			7,094.72		149,580.41	
		2,634,159.22				2,634,159.22	
	86,797.58			86,797.58			
	246,160,380.15	148,281,822.14		5,336,317.53	660,692.07	388,445,192.69	

3

4

109,472,056.50	153,768,752.54
235,666,960.86	
	756,608,086.36
852,402,955.30	1,035,874,772.72
748,194,500.00	902,015,800.00
34,114,411.70	47,590,271.55
1,507,789,648.05	
729,634,796.49	960,841,37.4

。 9 1 9 2 0 2 3 年 度 总 结 报 告

	16,224,392.92	16,190,399.20		150,542.48	1,259,461.95			

		1,259,461.95					

17

1

2

3

4

19

	8, 202, 100. 00	4, 902, 100. 00
	8, 202, 100. 00	

	152, 713, 868. 81	153, 979, 300. 00				
	152, 713, 868. 81	153, 979, 300. 00				

2

3

4

401. 402	41, 726. 98	
1 4	12, 155, 410. 20	
	95, 926, 099. 32	
	41, 784, 382. 79	
	149, 907, 619. 29	

21

	466, 390, 840. 19	604, 752, 348. 98
	466, 390, 840. 19	604, 752, 348. 98

1

1.		511, 780, 134. 61	700, 258, 548. 70	299, 515, 862. 58	83, 566, 652. 94	1, 595, 121, 198. 83
2.		2, 840, 815. 94	13, 700, 918. 40	1, 552, 664. 17	2, 313, 745. 89	20, 408, 144. 40
	1	2, 840, 815. 94	13, 700, 918. 40	1, 552, 664. 17	2, 313, 745. 89	20, 408, 144. 40
	2					
	3					
3.		71, 353, 602. 23	97, 876, 546. 98	40, 787, 289. 35	9, 357, 965. 08	219, 375, 403. 64
	1	4, 541, 192. 21	18, 794, 838. 20	6, 254, 640. 48	3, 886, 367. 04	33, 477, 037. 93
	2	66, 812, 410. 02	79, 081, 708. 78	34, 532, 648. 87	5, 471, 598. 04	185, 898, 365. 71
4.		443, 267, 348. 32	616, 082, 920. 12	260, 281, 237. 40	76, 522, 433. 75	1, 396, 153, 939. 59
1.		144, 803, 376. 25	530, 668, 023. 44	247, 000, 800. 68	67, 896, 649. 48	990, 368, 849. 85
2.		19, 388, 883. 37	35, 082, 603. 94	15, 267, 551. 24	5, 432, 055. 06	75, 171, 093. 61
	1	19, 388, 883. 37	35, 082, 603. 94	15, 267, 551. 24	5, 432, 055. 06	75, 171, 093. 61
3.		18, 660, 139. 85	74, 364, 450. 19	34, 934, 018. 99	7, 818, 235. 03	13

8



250,367,908.13 295,079,191.98 × = × 5% wind

2

	50,000,000.00	3,671,206.40	-1,313,885.48		2,357,320.92		21.67%	21.67%	395,596.43			
	50,000,000.00	3,671,206.40	-1,313,885.48		2,357,320.92				395,596.43			

3

4

5

2

26

1

1.	114, 546, 489. 71			42, 756, 823. 16	157, 303, 312. 87
2	2, 906, 237. 93			7, 404, 336. 44	10, 310, 574. 37
1	2, 906, 237. 93			4, 481, 094. 52	7, 387, 332. 45
2				2, 923, 241. 92	2, 923, 241. 92
3					
3	20, 016, 428. 15			272, 592. 84	20, 289, 020. 99
1	5, 466. 65				5, 466. 65
2	20, 010, 961. 50			272, 592. 84	20, 283, 554. 34
4.	97, 436, 299. 49			49, 888, 566. 76	147, 324, 866. 25
1.	6, 414, 358. 51			5, 670, 151. 13	12, 084, 509. 64
2	1, 191, 791. 71			2, 499, 784. 54	3, 691, 576. 25
1	1, 191, 791. 71			2, 499, 784. 54	3, 691, 576. 25
2					
3	1, 342, 094. 95			241, 731. 45	1, 583, 826. 40
1					
2	1, 342, 094. 95			241, 731. 45	1, 583, 826. 40
4.	6, 264, 055. 27			7, 928, 204. 22	14, 192, 259. 49
1.				9, 470, 621. 09	9, 470, 621. 09
2					
1					
3.					
1					
4.				9, 470, 621. 09	9, 470, 621. 09
1.	91, 172, 244. 22			32, 489, 741. 45	123, 661, 985. 67
2	108, 132, 131. 20			27, 616, 050. 94	135, 748, 182. 14

21. 29%

2

3



2

	1, 922, 396. 25					1, 922, 396. 25
	81, 490. 01					81, 490. 01
	128, 894. 91					128, 894. 91
	1, 400, 000. 00					1, 400, 000. 00
	3, 532, 781. 17					3, 532, 781. 17

3

4



28

	10,832,006.69	12,263,522.30	7,991,350.67	15,104,178.32
	6,666,552.87	335,575.14	1,653,466.36	5,348,661.65
	17,498,559.56	12,599,097.44	9,644,817.03	20,452,839.97

29

/

1

	6,900,263.39	1,724,217.29	3,859,213.58	2,573,335.79
	750,892,436.09	239,613,200.66	619,309,622.72	154,053,739.50
	225,644.30	67,693.29	264,215.33	66,053.83
	2,754,759.36	688,689.84	2,028,122.00	507,030.50
	20,248.20	5,062.05	1,291,955.57	322,988.90
	16,603,525.79	4,961,544.66	26,909,896.29	7,688,774.96
	777,396,877.13	247,060,407.79	653,663,025.49	165,211,923.48

2

	13,687,506.72	3,421,876.68	13,689,765.40	3,422,441.35
	1,133,408.25	283,352.06	1,133,408.25	283,352.06
			1,270,214.53	317,553.64
	1,174,314.31	193,761.86	1,392,947.48	203,421.28
	15,995,229.28	3,898,990.60	17,486,335.66	4,226,768.33

3

		247,060,407.79	317,553.64	164,894,369.84
		3,898,990.60	317,553.64	3,909,214.69

4

	765,780,038.91	590,030,969.98
	1,636,750,914.74	1,151,472,580.76

37

	1, 113, 239. 14	1, 113, 237. 78
	582, 525, 263. 83	506, 869, 183. 43
	583, 638, 502. 97	507, 982, 421. 21

1

2

	1, 113, 239. 14	1, 113, 237. 78
	1, 113, 239. 14	1, 113, 237. 78

3

1

	49, 631, 082. 74	73, 513, 860. 36
	88, 329, 444. 23	84, 863, 904. 60
	384, 841, 883. 99	289, 603, 316. 71
	59, 722, 852. 87	58, 888, 101. 76
	582, 525, 263. 83	506, 869, 183. 43

2

1

	90, 307, 475. 34	
	68, 542, 754. 07	
	38, 772, 998. 65	
	37, 632, 137. 73	
	235, 255, 365. 79	

3

38

1

1 (1)	922, 086. 23	924, 695. 30
	922, 086. 23	924, 695. 30

	4, 032. 45	493, 990. 29	488, 390. 81	9, 631. 93
4	451, 442. 66	16, 416, 184. 95	16, 317, 616. 95	550, 010. 66
5	10, 148, 391. 86	7, 245, 561. 31	4, 417, 695. 75	12, 976, 257. 42
6	16, 345. 29	514, 393. 21	516, 724. 93	14, 013. 57
	106, 890, 338. 87	408, 346, 155. 59	427, 737, 402. 86	87, 499, 091. 60

3



44

-	278,617,897.16	369,981,757.01
	200,000.00	
	278,817,897.16	369,981,757.01

45

1

	1,438,299,480.00	1,818,676,493.74
	965,644,399.48	83,000,000.00
	1,517,986,000.00	1,287,918,000.00
	3,921,929,879.48	3,189,594,493.74

46

1

2022		488,881,818.76
		488,881,818.76

47

	258,129.08	460,494.22
	258,129.08	460,494.22

48

	12,275.48	12,275.48
	12,275.48	12,275.48

1

1 2	12,275.48	12,275.48

2

49

1

2

50

	1,830,684.21	1,848,906.23	
	43,034,357.01	30,631,791.30	
	44,865,041.22	32,480,697.53	

51

	176,000.00		8,000.00	168,000.00
	176,000.00		8,000.00	168,000.00
				2020 93
				--

52

58

59

	340, 470, 132. 70	19, 648, 036. 56	360, 118, 169. 26
	340, 470, 132. 70	19, 648, 036. 56	360, 118, 169. 26

60

		1, 281, 599, 568. 16	1, 272, 112, 263. 31
		1, 281, 599, 568. 16	1, 272, 112, 263. 31
		39, 010, 956. 14	30, 447, 748. 19
		19, 648, 036. 56	5, 252, 901. 17
		15, 707, 542. 17	15, 707, 542. 17
		12, 624, 855. 98	
		1, 272, 630, 089. 59	1, 281, 599, 568. 16

61

9, 458, 403, 548. 58,

1		6, 015, 314, 541. 12
2		123, 213, 395. 55
3		97, 085, 095. 10
4		74, 726, 487. 61
5		45, 539, 518. 13

62

	26, 235, 824. 41	11, 665, 795. 10
	18, 449, 404. 45	9, 974, 883. 68
	9, 248, 817. 22	6, 602, 696. 79
	4, 779, 033. 42	4, 241, 954. 25
	33, 547. 92	37, 793. 76
	4, 967, 722. 26	4, 515, 862. 17
	1, 365, 810, 104. 01	559, 848, 453. 75
	3, 831, 910. 86	5, 071, 814. 11
	1, 433, 356, 364. 55	601, 959, 253. 61

63

	13, 535, 422. 95	13, 067, 337. 80
	6, 686, 151. 95	6, 068, 371. 95
	2, 753, 867. 49	2, 186, 845. 35
	159, 757, 967. 46	153, 142, 954. 62
	26, 630, 190. 99	33, 783, 238. 88
	1, 773, 394. 02	1, 352, 010. 11
	1, 879, 476. 15	1, 822, 838. 92
	10, 413, 493. 88	9, 838, 755. 97
		15, 890. 06
	3, 814, 277. 07	2, 344, 754. 95
	62, 219, 554. 17	14, 032, 664. 77
	3, 575, 447. 38	4, 771, 531. 20
	25, 618, 435. 46	22, 832, 376. 20
	318, 657, 678. 97	265, 259, 570. 78

6

	3,005,877.75	3,050,506.33
	39,229.17	266,555.81
	182,963.27	145,048.48
	12,547,055.18	16,611,358.37
	14,587,446.47	21,012,917.89
	23,016,918.51	11,911,913.71
	170,473,422.19	56,588,351.84
	13,823,360.39	9,010,180.90
	12,848,532.89	12,579,158.38
	7,146,755.92	14,043,046.33
	6,746,794.51	3,009,005.66
	17,740,139.92	16,452,692.82
	282,158,496.17	164,680,736.52

65

	6,523,513.30	2,722,908.37
	6,523,513.30	2,722,908.37

66

	162,273,596.28	197,178,436.33
	-44,671,771.42	-11,947,353.20
	135,281,897.98	-127,305,976.04
	7,535,494.72	5,052,027.71
(+ -	3,082,610.26	4,656,679.21
	1,697,173.84	5,259,124.10
	265,199,001.66	72,892,938.11

67

	127,684.65	192,290.08
	179,366.00	6,863,736.34
	112,386.33	202,937.68
	419,436.98	7,258,964.10

[REDACTED]

[REDACTED]

73



2

	876, 989, 830. 20
/	219, 247, 457. 55
	- 56, 551, 167. 41
	7, 451, 393. 28
	- 255, 729. 45
	7, 494, 518. 79
	- 15, 592, 866. 36
	274, 932, 710. 02
	436, 726, 316. 42

77

57

78

1

	35, 729, 271. 42	15, 013, 650. 40
	3, 268, 525. 93	1, 826, 950. 97
	549, 520. 54	7, 272, 918. 88
	33, 268, 313. 56	23, 623, 386. 98
	170, 375, 349. 43	311, 964, 593. 28
	243, 190, 980. 88	359, 701, 500. 51

	50, 501, 223. 83	48, 365, 655. 57
	72, 525, 154. 26	69, 454, 296. 55
	7, 535, 494. 72	5, 052, 027. 71
	5, 077, 200. 50	4, 329, 016. 49
	281, 516, 172. 15	273, 148, 604. 08
	417, 155, 245. 46	400, 349, 600. 40

2

79

1

1		440, 263, 513. 78	147, 937, 752. 24
		253, 197, 517. 48	245, 672, 099. 31
		135, 251, 280. 53	46, 081, 011. 38
		102, 852, 834. 68	116, 156, 180. 24
		1, 950, 892. 84	3, 315, 244. 10
		3, 691, 576. 25	3, 255, 124. 22
		9, 644, 817. 03	16, 282, 754. 72
	" "	- 18, 724, 422. 88	- 110, 878
	" "	812. 6.	180, 975. 64
	" "	2, 278, 283. 59	2, 297, 955. 0. j
		144, 5. , 133. 59	172, 650, 354. 13
		- 6, 07, 518. 49	- 9, 356, 711. 3. j
		- 102, 197, 251. 04	- 4, 217, 581. 25
		- 12, 537. 10	- 28, 592. 12
	" "	- 587, 012, 44. 59	- 1, 126, 971 818. 23
	" "	557, 507605. 81	- 661, 237, 884. 45
	" "	319, 861, 206. 41	1, 694, 802, 646. 63
		12, 310, 97°. 98	105, 421, 37R95
		1, 27R159, 12188	641, 355, 27] . 61
2			

2

3

4

	2, 590, 436, 679. 62	2, 315, 973, 942. 91
	4, 079, 667. 95	4, 170, 848. 27
	2, 582, 174, 345. 80	2, 302, 964, 503. 85
		8, 838, 590. 79
	2, 590, 436, 679. 62	2, 315, 973, 942. 91

5

	332, 008, 070. 67	202, 854, 680. 80	
	332, 008, 070. 67	202, 854, 680. 80	

6

7

80

81

1

	50, 786, 407. 29	7. 08270	359, 704, 886. 92
	503, 116. 34	7. 85920	3, 954, 091. 94

	16,360,736.89	7.08270
--	---------------	---------

Q

= +X

R

1


2

3

3

4

ê



2

5

3 3



537,327.97 -33,027,783.79 -33,027,783.79 -3,582,243.45 2,059,092.85 -36,443,117.22 -36,443,117.22 -4,791,618.60
4,36

2

1

150.00

18%

70%

88%

2

/	703.95
--	703.95
--	
/	703.95
/	-12,624,152.03
	12,624,855.98
	12,624,855.98

3

1

2

3

4

	/	/
	1,536,668.65	1,534,863.75
-		

5

6

	506,398.50		506,398.50

7

8

4

5

6

1

2

							/
	176,000.00			8,000.00		168,000.00	

3

	171,366.00	6,863,736.34
		496,782.54

83,996.00

2020 ATO

1

1.

2.

1994

"

3.

1995 1996

225

50

30

"

!"

W

œ

2

1

2

3

3

1

2

3

1

	--	--	--	--
	8,946,300.00			8,946,300.00
1.	8,946,300.00			8,946,300.00
2	8,946,300.00			8,946,300.00
			1,000,000.00	1,000,000.00
			16,224,392.92	16,224,392.92
			8,202,100.00	8,202,100.00
	8,946,300.00		25,426,492.92	34,372,792.92
	--	--	--	--

2

3

4



1,000,000.00

17.5%

16,224,392.92

4



		83,179.99			183,558.49
		724,104.00			
					6,276,269.71
		2,766,600.03			1,377,358.48
		22,228,503.37			22,054,668.94
					372,285.60
					6,447,905.66
		806,308,110.66			849,354,699.01

/

		327,161.89	252,975.37
		122,784.91	108,158.49
()		18,994.98	
			12,733,092.02
		468,941.78	13,094,225.88

2

/

/

/

/	/	/	/	/	/	/
			2022 01 01	2024 12 31		2,925,763.41

3

25,142.8

						128,973.22	75,334.82	22,006.32	1,998.17		436,491.79

4

	12,564,000.00	2021	03	21	2023 09 21
	83,000,000.00	2022	02	18	2024 02 17
	100,000,000.00	2022	07	29	2023 07 28
	114,761,000.00	2021	06	24	2024 06 24
	19,353,728.99	2022	06	28	2023 06 28

2023

1.00%

5

	67,060,280.00	2023	01	01	2024 12 01
	165,000,000.00	2023	12	01	2025 12 01

6

7

	1,424,960.35	1,515,499.74
	490,014.30	445,569.59
	2,754,805.01	2,739,906.33
	4,669,779.66	4,700,975.66

8

	0.00	3.30
	0.00	2.02
	291.57	440.81


		7,218,184.01	7,209,531.22
			7,024,010.12
		3,917,063.51	3,224,350.57
		105,027.57	
		3,643,306.84	
		14,883,581.93	17,457,891.91

6

1



11,369,665.00	958,462.76	11,369,665.00	237,626.00
69,809.57	2,995.56		
		3,474,252.87	277,500.27



3,846.29	4,797.26
2,489,892.20	2,116,441.03
614,200,808.28	445,472,695.45
4,000.00	4,000.00
16,000.00	16,000.00
405,771,443.08	493,465,897.53
3,505,308.53	6,077,576.70
36,143,383.85	39,175,414.82
134,375.84	55,970.76
0.00	8,450.00
65,390.97	372,753.97
60,779.88	298,742.13
80,456.00	0.00
360,000.00	0.00
2,792,211.80	0.00
0.00	15,000.00
110,330,029.69	100,876,544.74
14,536.00	14,536.00
58,745.00	68,745.00
3,200.00	3,200.00
10,827,863.99	10,673,132.43
2,775,160.03	2,775,160.03
42,690,062.16	38,772,998.65
48,873.01	48,174.60
39,857,053.63	36,587,538.29
75,760,938.08	68,542,754.07
4,619,365.66	4,619,365.66
1,141.44	1,141.44
14,170,951.83	12,849,131.62

2

3

4

5

6

2019 8 16

2021 2022

3

4

1

1

2

2

			/			%	/	
		0.00	2,659,619.40					
	--	0.00	2,659,619.40					--

3

1

2

4

5

6

1

1

i.

ii.

iii.

2



67,982,761.54

57,052,528.6 5,052,528.66 60,687,130 0,687,130 0.0%

10,758,530,733,429.66 8,592



5

	254,989,833.59	203,293,971.45	458,283,805.04	21.02%	143,826,590.93
	25,975,810.65	185,285,896.55	211,261,707.20	9.69%	21,199,009.18
	198,131,187.32	0.00	198,131,187.32	9.09%	0.00
	184,628,700.41	0.00	184,628,700.41	8.47%	60,605,871.13
	157,503,056.38	18,954,014.41	176,457,070.79	8.09%	21,411,406.08
	821,228,588.35	407,533,882.41	1,228,762,470.76	56.36%	247,042,877.32

2

		6,886,702,660.91	6,674,316,245.48


ལོ་ལྷན་ཚིལ་ལཱའི་ཁུངས་

4

5

3

1



4, 524, 271. 95	7, 611, 943. 68
39, 059, 090. 00	42, 656, 256. 06
14, 930, 377. 02	15, 429, 528. 43
138, 745, 029. 67	136, 908, 847. 74
3, 027, 401. 71	2, 492, 274. 21
6, 837, 378, 108. 47	6, 617, 966, 674. 20

	127,309,134.30	1.81%	125,447,363.77	98.54%	1,861,770.53	125,407,994.50	1.84%	123,572,828.91	98.54%	1,835,165.59
	6,910,355,144.52	98.19%	25,514,254.14	0.37%	6,884,840,890.38	6,697,657,529.82	98.			

25, 514, 254. 14



5

6

		125,961,089.13	5	1.79%	124,099,318.60
		17,000,000.00	5	0.24%	0.00
		10,493,202.18	1 2	0.15%	0.00
		8,882,210.63	5	0.13%	8,882,210.63
		4,401,280.00	5	0.06%	4,401,280.00
		166,737,781.94		2.37%	137,382,809.23


7

3

	2,221,511,183.48		2,221,511,183.48	2,171,511,183.48		2,171,511,183.48
	20,935,496.17	11,221,423.33	9,714,072.84	20,765,700.91	11,221,423.33	9,544,277.58
	2,242,446,679.65	11,221,423.33	2,231,225,256.32	2,192,276,884.39	11,221,423.33	2,181,055,461.06

	27,500,000.00						27,500,000.00	
	2,922,940.85						2,922,940.85	
	4,578,717.96						4,578,717.96	
	174,228,800.00						174,228,800.00	
	40,000,000.00						40,000,000.00	
	50,000,000.00						50,000,000.00	
	143,000,000.00						143,000,000.00	
	250,000,000.00						250,000,000.00	
	65,000,000.00						65,000,000.00	
	30,000,000.00						30,000,000.00	
	15,375,185.80						15,375,185.80	
	36,400,000.00						36,400,000.00	
	5,000,000.00		25,000,000.00				30,000,000.00	
	5,000,000.00		25,000,000.00				30,000,000.00	
	2,171,511,183.48		50,000,000.00				2,221,511,183.48	

2



2,510,000.00

3

4



5

	616,000,000.00	84,498,017.93
	889,795.26	2,773,699.25
	157,955.59	119,242.03
	2,106,206.31	2,563,440.24
	619,153,957.16	89,954,399.45

6

1

	17,911,762.87	
	179,366.00	
	-25,674.22	
	15,048.00	
	2,659,619.40	
	2,925,763.41	
	-878,257.82	
	240,070.98	
	2,051,928.80	
	213,429.55	
	20,762,340.27	--

240,070.98

1 ---

2

		/	/
	0.76%	0.0248	0.0248